

NEWTON'S LAWS OF MOTION

Newton' 1st law or Law of Inertia

Every body continues to be in its state of rest or of uniform motion until and unless and until it is compelled by an external force to change its state of rest or of uniform motion.

Inertia

The property by virtue of which a body opposes any change in its state of rest or of uniform motion is known as inertia. Greater the mass of the body greater is the inertia. That is **mass is the measure of the inertia of the body.**

Numerical Application

$\vec{F} = 0$; $\vec{u} = \text{constant}$

Physical Application

1. When a moving bus suddenly stops, passenger's head gets jerked in the forward direction.
2. When a stationery bus suddenly starts moving passenger's head gets jerked in the backward direction.
3. On hitting used mattress by a stick, dust particles come out of it.
4. In order to catch a moving bus safely we must run forward in the direction of motion of bus.
5. Whenever it is required to jump off a moving bus, we must always run for a short distance after jumping on road to prevent us from falling in the forward direction.

Key Concept

In the absence of external applied force velocity of body remains unchanged.

Newton' 2nd law

Rate of change of momentum is directly proportional to the applied force and this change always takes place in the direction of the applied force.

$$\frac{d\vec{p}}{dt} \propto \vec{F}$$

or, $\frac{d\vec{p}}{dt} = \vec{F}$ (here proportionality constant is 1)

putting, $\vec{p} = m\vec{v}$

$$\vec{F} = \frac{d\vec{p}}{dt}$$

or, $\vec{F} = \frac{dm\vec{v}}{dt}$

or,
$$\vec{F} = \frac{m d\vec{v}}{dt} + \vec{v} \frac{dm}{dt}$$

or, $\vec{F} = m \frac{d\vec{v}}{dt}$ (if m is constant $dm/dt = 0$)

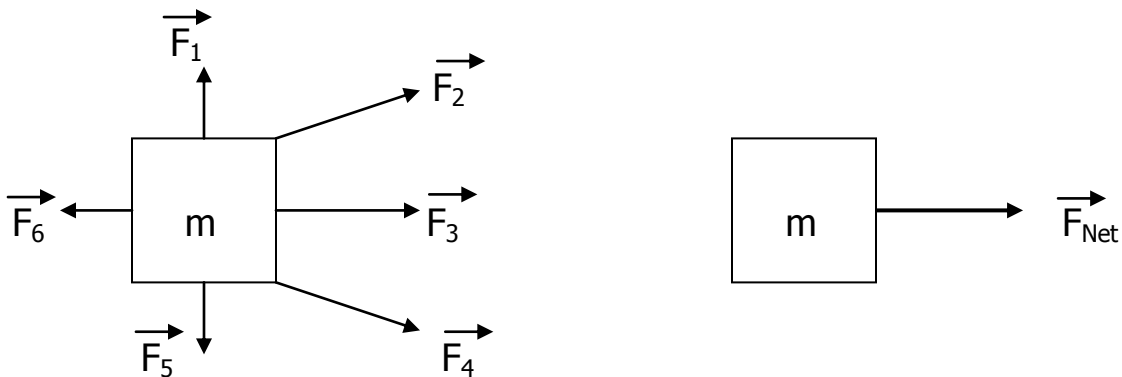
or,
$$\vec{F} = m\vec{a}$$

Note :- Above result is not Newton's second law rather it is the conditional result obtained from it, under the condition when $m = \text{constant}$.

Numerical Application

$$\vec{a} = \frac{\vec{F}_{\text{Net}}}{m}$$

Where \vec{F}_{Net} is the vector resultant of all the forces acting on the body.



Where, $\vec{F}_{\text{Net}} = \vec{F}_1 + \vec{F}_2 + \vec{F}_3 + \vec{F}_4 + \vec{F}_5 + \vec{F}_6$

Physical Application

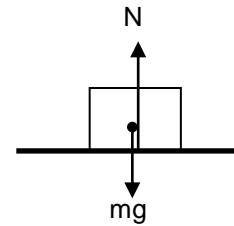
Horizontal Plane

i) Case - 1

Body kept on horizontal plane is at rest.

For vertical direction

$$N = mg \text{ (since body is at rest)}$$



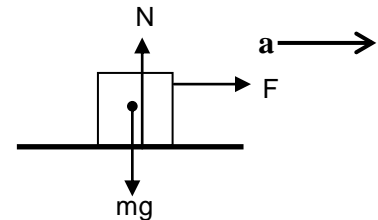
ii) Body kept on horizontal plane is accelerating horizontally under single horizontal force.

For vertical direction

$$N = mg \text{ (since body is at rest)}$$

For horizontal direction

$$F = ma$$



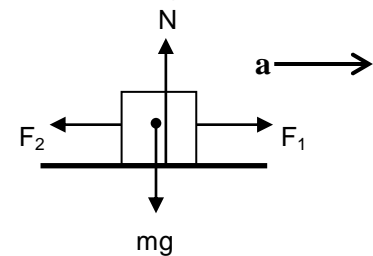
iii) Body kept on horizontal plane is accelerating horizontally towards right under two horizontal forces. ($F_1 > F_2$)

For vertical direction

$$N = mg \text{ (since body is at rest)}$$

For horizontal direction

$$F_1 - F_2 = ma$$



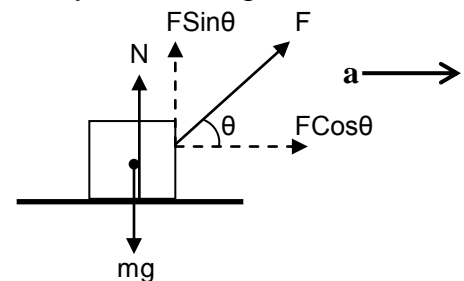
iv) Body kept on horizontal plane is accelerating horizontally under single inclined force

For vertical direction

$$N + F \sin \theta = mg \text{ (since body is at rest)}$$

For horizontal direction

$$F \cos \theta = ma$$



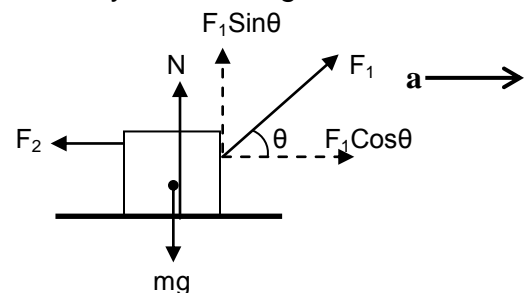
v) Body kept on horizontal plane is accelerating horizontally towards right under an inclined force and a horizontal force.

For vertical direction

$$N + F_1 \sin \theta = mg \text{ (since body is at rest)}$$

For horizontal direction

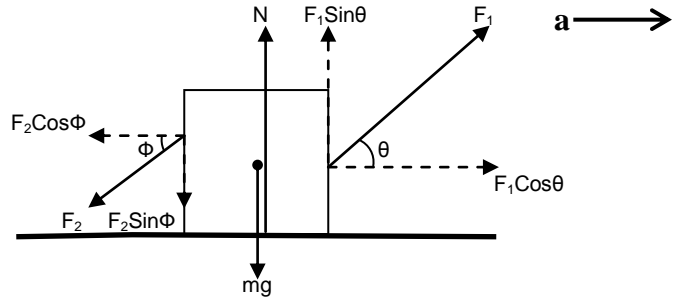
$$F_1 \cos \theta - F_2 = ma$$



vi) Body kept on horizontal plane is accelerating horizontally towards right under two inclined forces acting on opposite sides.

For vertical direction
 $\mathbf{N + F_1 \sin \theta = mg + F_2 \sin \phi}$
 (since body is at rest)

For horizontal direction
 $\mathbf{F_1 \cos \theta - F_2 \cos \phi = ma}$

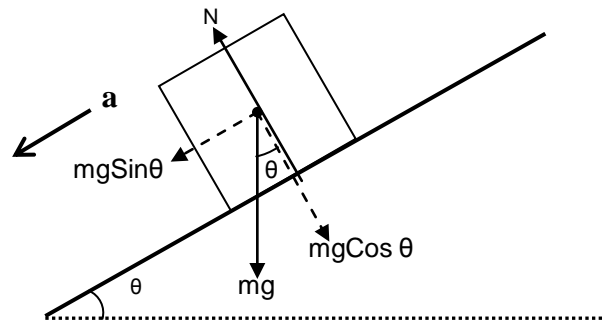


Inclined Plane

i) Case - 1
 Body sliding freely on inclined plane.

Perpendicular to the plane
 $\mathbf{N = mg \cos \theta}$ (since body is at rest)

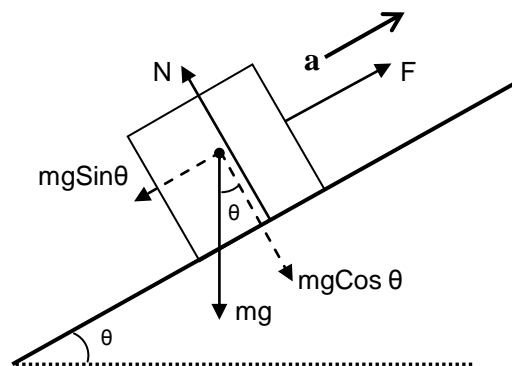
Parallel to the plane
 $\mathbf{mg \sin \theta = ma}$



ii) Case - 2
 Body pulled parallel to the inclined plane.

Perpendicular to the plane
 $\mathbf{N = mg \cos \theta}$ (since body is at rest)

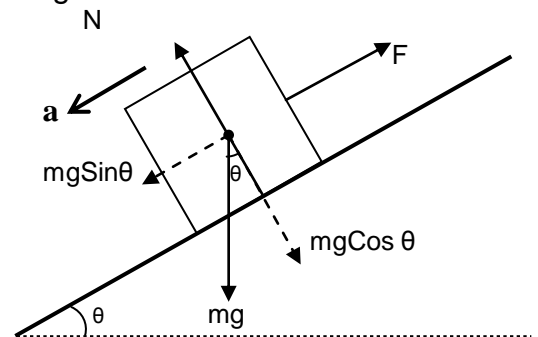
Parallel to the plane
 $\mathbf{F - mg \sin \theta = ma}$



iii) Case - 3
 Body pulled parallel to the inclined plane but accelerating downwards.

Perpendicular to the plane
 $\mathbf{N = mg \cos \theta}$ (since body is at rest)

Parallel to the plane
 $\mathbf{mg \sin \theta - F = ma}$



iv) Case - 4

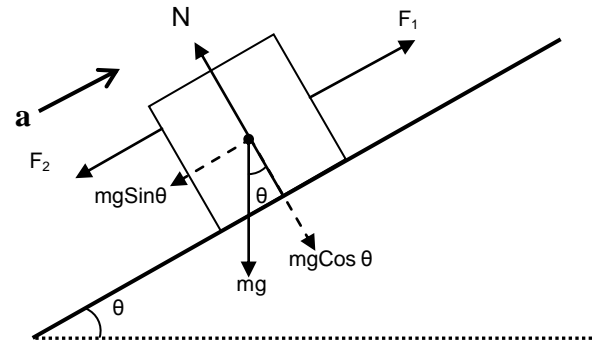
Body accelerating up the incline under the effect of two forces acting parallel to the incline.

Perpendicular to the plane

$$N = mg \cos \theta \quad (\text{since body is at rest})$$

Parallel to the plane

$$F_1 - F_2 - mg \sin \theta = ma$$



v) Case - 5

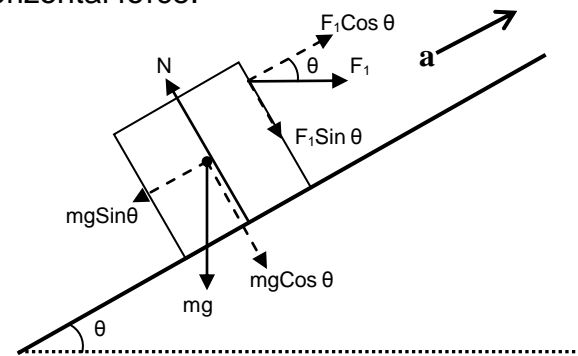
Body accelerating up the incline under the effect of horizontal force.

Perpendicular to the plane

$$N = mg \cos \theta + F_1 \sin \theta \quad (\text{since body is at rest})$$

Parallel to the plane

$$F_1 \cos \theta - mg \sin \theta = ma$$



vi) Case - 6

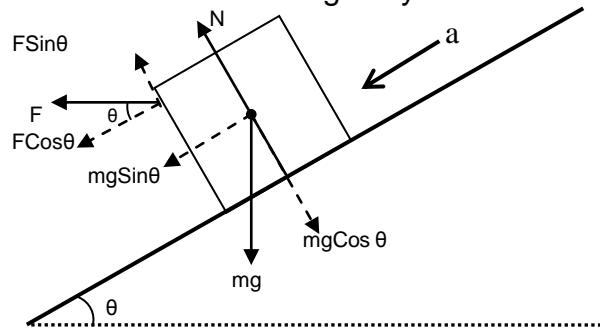
Body accelerating down the incline under the effect of horizontal force and gravity.

Perpendicular to the plane

$$N + F \sin \theta = mg \cos \theta \quad (\text{since body is at rest})$$

Parallel to the plane

$$F \cos \theta + mg \sin \theta = ma$$



vii) Case - 7

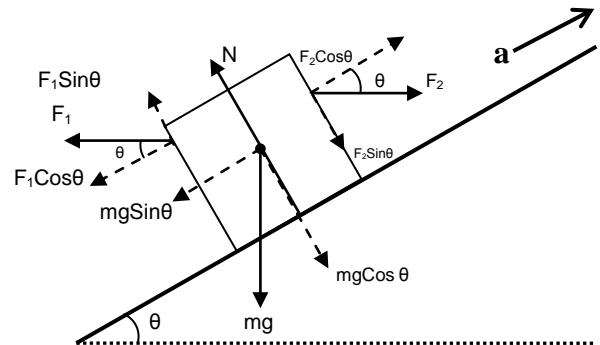
Body accelerating up the incline under the effect of two horizontal forces acting on opposite sides of a body and gravity.

Perpendicular to the plane

$$N + F_1 \sin \theta = mg \cos \theta + F_2 \sin \theta \quad (\text{since body is at rest})$$

Parallel to the plane

$$F_2 \cos \theta - F_1 \cos \theta - mg \sin \theta = ma$$



Vertical Plane

i) Case - 1

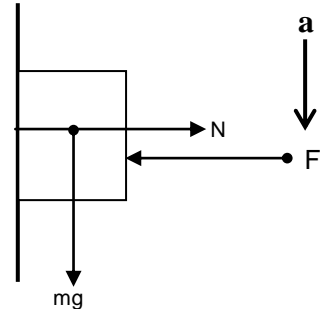
Body pushed against the vertical plane by horizontal force and moving vertically downward.

For horizontal direction

$$mg = ma \text{ (since body is at rest)}$$

For vertical direction

$$F = N$$



ii) Case - 2

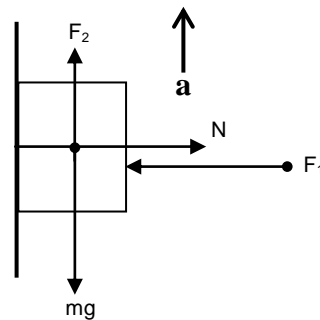
Body pushed against the vertical plane by horizontal force and pulled vertically upward.

For vertical direction

$$F_2 - mg = ma$$

For horizontal direction (since body is at rest)

$$N = F_1$$



iii) Case - 3

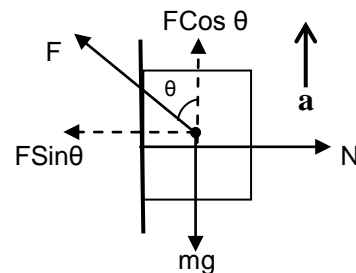
Body pushed against the vertical plane by inclined force and accelerates vertically upward.

For horizontal direction

$$N = F \sin \theta \text{ (since body is at rest)}$$

For vertical direction

$$F \cos \theta - mg = ma$$



iv) Case - 3

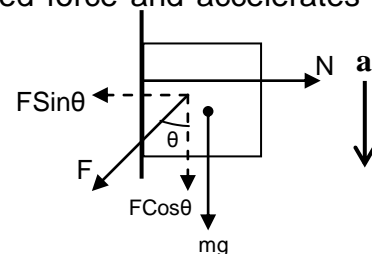
Body pushed against the vertical plane by inclined force and accelerates vertically downward.

For horizontal direction

$$N = F \sin \theta \text{ (since body is at rest)}$$

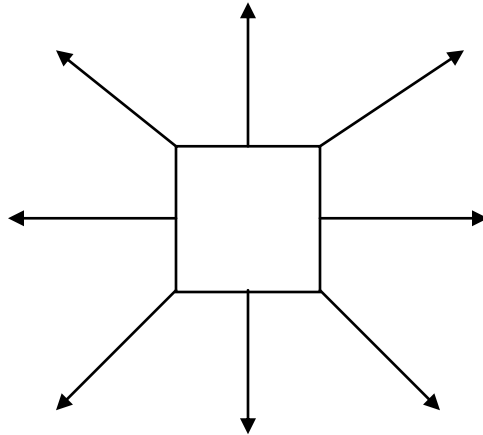
For vertical direction

$$F \cos \theta + mg = ma$$



Tension In A Light String

Force applied by any linear object such as string, rope, chain, rod etc. is known as it's tension. Since string is a highly flexible object so it can only pull the object and can never push. Hence tension of the string always acts away from the body to which it is attached irrespective of the direction.



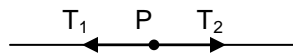
Tension of the string, being of pulling nature, always acts away from the body to which it is attached

Physical Application

- i) Flexible wire holding the lamp pulls the lamp in upward direction and pulls the point of suspension in the downward direction.
- ii) Rope holding the bucket in the well pulls the bucket in the upward direction and the pulley in the downward direction.
- iii) Rope attached between the cattle and the peg pulls the cattle towards the peg and peg towards the cattle.
- iv) When a block is pulled by the chain, the chain pulls the block in forward direction and the person holding the chain in reverse direction.

Key Point

In case of light string, rope, chain, rod etc. tension is same all along their lengths.



Consider a point P on a light (massless) string. Let tensions on either side of it be T_1 and T_2 respectively and the string be accelerating towards left under these forces. Then for point P

$$T_1 - T_2 = ma$$

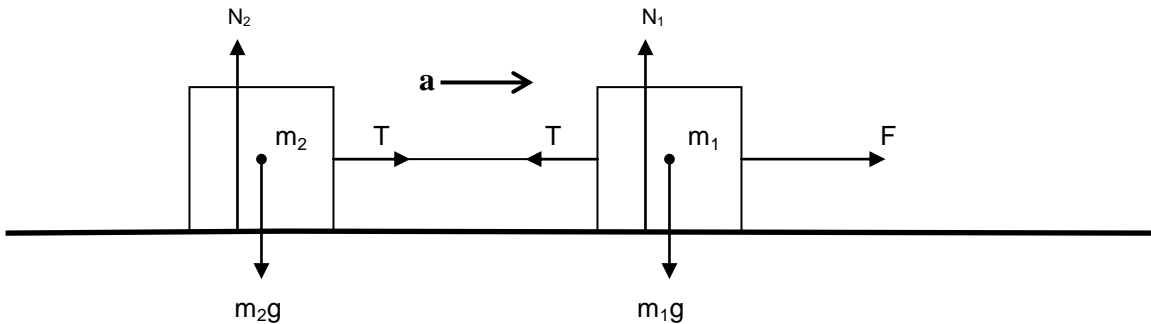
Since string is considered to be light mass m of point P is zero

or,
$$T_1 - T_2 = 0$$

or,
$$T_1 = T_2$$

i) Case - 1

Two bodies connected by a string are placed on a smooth horizontal plane and pulled by a horizontal force.



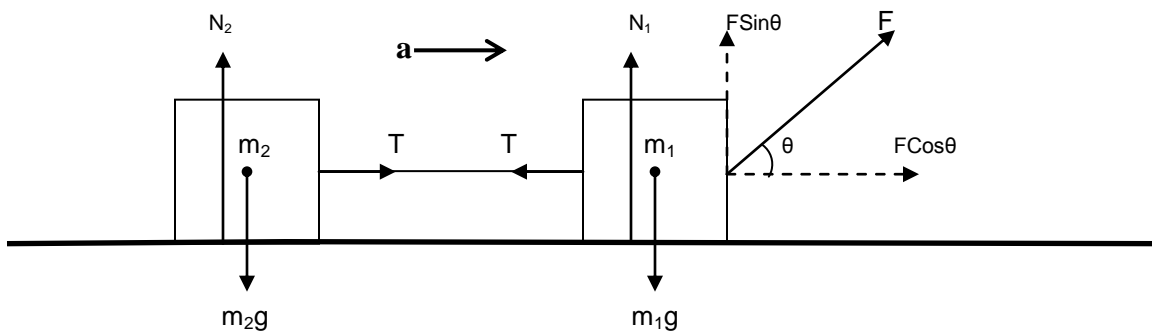
For vertical equilibrium of m_1 and m_2
 $N_1 = m_1g$ and $N_2 = m_2g$

For horizontal acceleration of m_1 and m_2
 $F - T = m_1a$ and $T = m_2a$

(Since both the bodies are connected to the same single string they have same acceleration)

ii) Case - 2

Two bodies connected by a horizontal string are placed on a smooth horizontal plane and pulled by a inclined force.



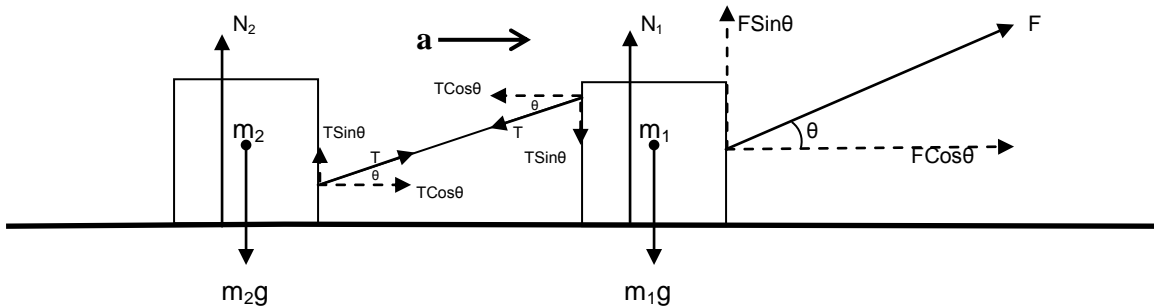
For vertical equilibrium of m_1 and m_2
 $N_1 + F\sin\theta = m_1g$ and $N_2 = m_2g$

For horizontal acceleration of m_1 and m_2
 $F\cos\theta - T = m_1a$ and $T = m_2a$

(since both the bodies are connected to the same single string they have same accelerations)

iii) Case - 3

Two bodies connected by a inclined string are placed on a smooth horizontal plane and pulled by a inclined force.

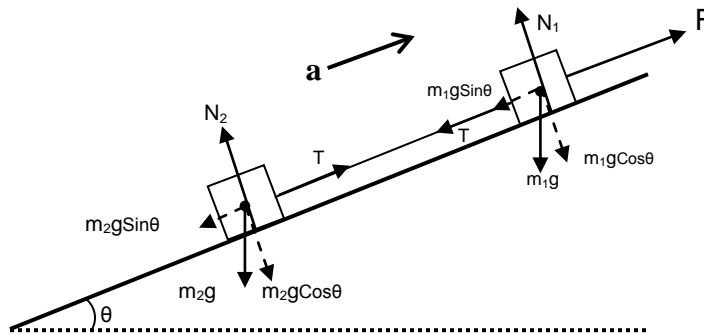


For vertical equilibrium of m_1 and m_2
 $N_1 + F\sin\theta = m_1g + T\sin\theta$ and $N_2 + T\sin\theta = m_2g$

For horizontal acceleration of m_1 and m_2
 $F\cos\theta - T\cos\theta = m_1a$ and $T\cos\theta = m_2a$
 (since both the bodies are connected to the same single string they have same accelerations)

iv) Case - 4

Two bodies connected by a string made to accelerate up the incline by applying force parallel to the incline.

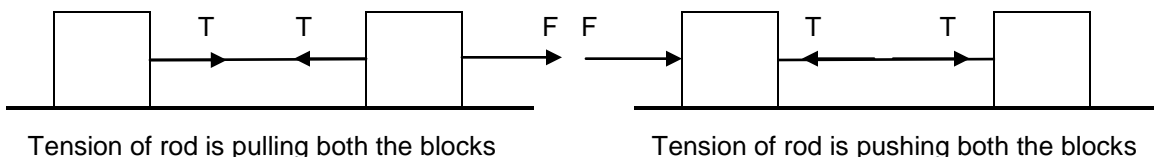


For equilibrium of m_1 and m_2 in the direction perpendicular to the plane
 $N_1 = m_1g\cos\theta$ and $N_2 = m_2g\cos\theta$

For acceleration of m_1 and m_2 up the incline
 $F - T - m_1g\sin\theta = m_1a$ and $T - m_2g\sin\theta = m_2a$

Tension of A light Rigid Rod

Force applied by rod is also known as its tension. Since rod is rigid, it cannot bend like string. Hence rod can pull as well as push. Tension of rod can be of pulling as well as pushing nature but one at a time. Tension of a rod attached to the body may be directed towards as well as away from the body.



Physical Application

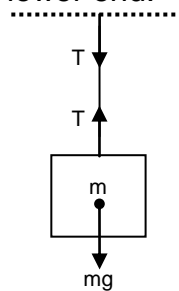
- i) Pillars supporting the house **pushes** the house in the upward direction and **pushes** the ground in the downward direction.
- ii) Wooden bars used in the chair **pushes** the ground in the downward direction and **pushes** the seating top in the upward direction.
- iii) Parallel bars attached to the ice-cream trolley **pushes** the trolley in the forward direction and **pushes** the ice-cream vendor in the backward direction. (when the trolley is being pushed by the vendor)
- iv) Rod holding the ceiling fan **pulls** the fan in the upward direction and **pulls** the hook attached to the ceiling in the downward direction.
- v) Parallel rods attached between the cart and the bull **pulls** the cart in the forward direction and **pulls** the bull in the backward direction.

Different Cases of Light Rigid Rod

i) Case - 1

Rod attached from the ceiling and supporting the block attached to its lower end.
Since the block is at rest

$$T = mg$$

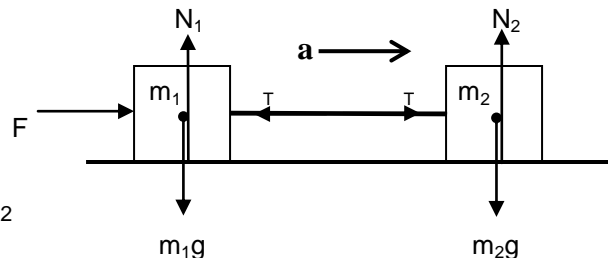


ii) Case - 2

Rod is attached between two blocks placed on the horizontal plane and the blocks are accelerated by pushing force.

For vertical equilibrium of m_1 and m_2
 $N_1 = m_1g$ and $N_2 = m_2g$

For horizontal acceleration of m_1 and m_2
 $F - T = m_1a$ and $T = m_2a$

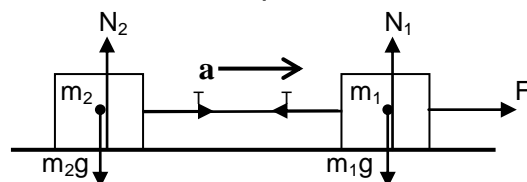


(Since both the bodies connected to the rod will have same acceleration)

iii) Case - 3

Rod is attached between two blocks placed on the horizontal plane and the blocks are accelerated by pulling force.

For vertical equilibrium of m_1 and m_2
 $N_1 = m_1g$ and $N_2 = m_2g$



For horizontal acceleration of m_1 and m_2

$$\mathbf{F - T = m_1 a \text{ and } T = m_2 a}$$

(Since both the bodies are connected to the same rod they have same acceleration)

iv) Case - 4

Rod is attached between two blocks placed on the incline plane and the blocks are accelerated by pushing parallel to the incline.

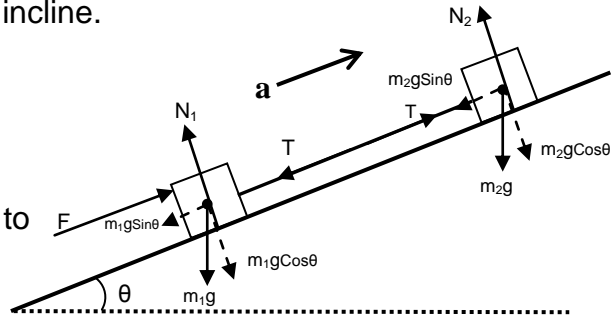
For vertical equilibrium of m_1 and m_2

$$\mathbf{N_1 = m_1 g \cos \theta \text{ and } N_2 = m_2 g \cos \theta}$$

For acceleration of m_1 and m_2 parallel to the incline

$$\mathbf{F - m_1 g \sin \theta - T = m_1 a,}$$

$$\mathbf{T - m_2 g \sin \theta = m_2 a}$$

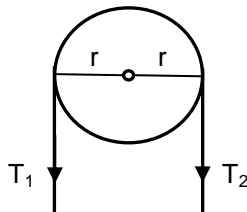


Fixed Pulley

It is a simple machine in the form of a circular disc or rim supported by spokes having groove at its periphery. It is free to rotate about an axis passing through its center and perpendicular to its plane.

Key Point

In case of light pulley, tension in the rope on both the sides of the pulley is same (to be proved in the rotational mechanics)



Anticlockwise Torque - Clockwise Torque = Moment of Inertia x Angular acceleration

$$T_1 \times r - T_2 \times r = I \alpha$$

Since the pulley is light and hence considered to be massless, it's moment of inertia

$$I = 0$$

or,

$$T_1 \times r - T_2 \times r = 0$$

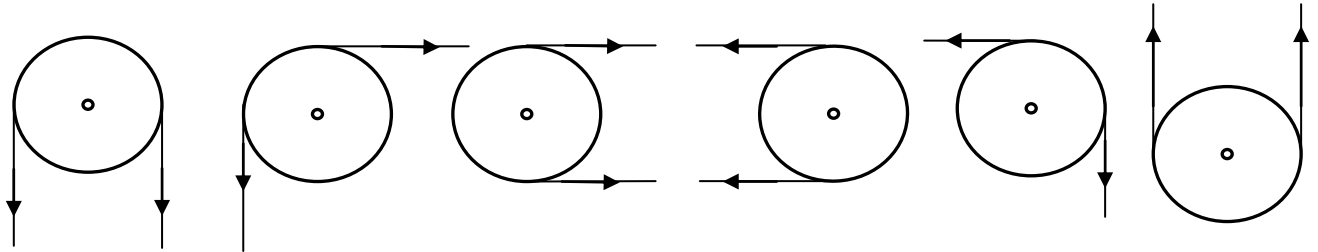
or,

$$T_1 \times r = T_2 \times r$$

or,

$$\mathbf{T_1 = T_2}$$

Different Cases of Fixed Pulley



i) Case - 1

Two bodies of different masses ($m_1 > m_2$) are attached at two ends of a light string passing over a smooth light pulley

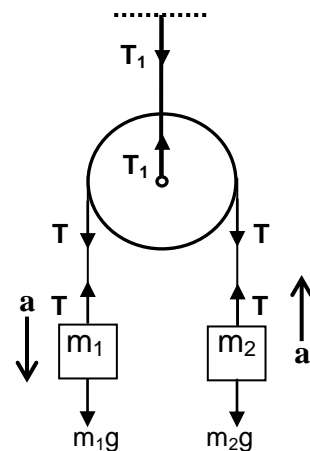
For vertical equilibrium of pulley

$$T_1 = T + T = 2T$$

For vertical acceleration of m_1 and m_2

$$m_1g - T = m_1a \text{ and } T - m_2g = m_2a$$

m_1 accelerates downwards and m_2 accelerates upwards ($m_1 > m_2$)



ii) Case - 2

Two bodies of different masses are attached at two ends of a light string passing over a light pulley. m_1 is placed on a horizontal surface and m_2 is hanging freely in air.

For vertical equilibrium m_1

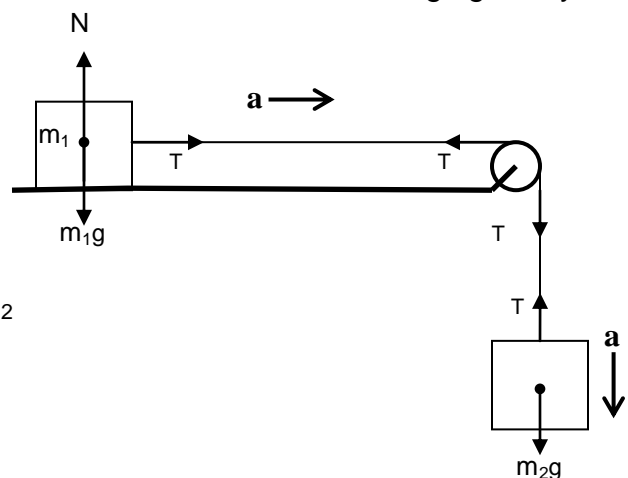
$$N = m_1g$$

For horizontal acceleration of m_1

$$T = m_1a$$

For vertically downward acceleration of m_2

$$m_2g - T = m_2a$$



iii) Case - 3

Two bodies of different masses are attached at two ends of a light string passing over a light pulley. m_1 is placed on an inclined surface and m_2 is hanging freely in air.

For equilibrium of m_1 perpendicular to incline plane

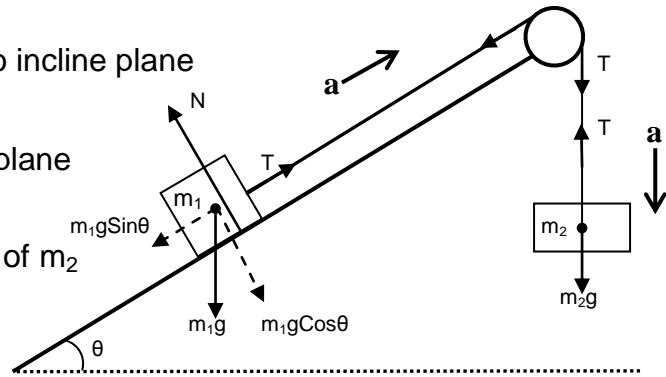
$$\mathbf{N = m_1 g \cos \theta}$$

For acceleration of m_1 up the incline plane

$$\mathbf{T - m_1 g \sin \theta = m_1 a}$$

For vertically downward acceleration of m_2

$$\mathbf{m_2 g - T = m_2 a}$$



Movable Pulley

The pulley which moves in itself is known as movable pulley.

Key Point

In case of light movable pulley, acceleration of a body (pulley) goes on decreasing on increasing the number of strings attached to it. That is the body attached with two ropes moves with half the acceleration of the body attached with single rope.

Length of the string is constant

$$x + 2y + z = L \text{ (Constant)}$$

Differentiating both sides with respect to t (Time)

$$\frac{dx}{dt} + 2\frac{dy}{dt} + \frac{dz}{dt} = \frac{dL}{dt}$$

$$\text{or, } v_1 + 2v_2 + 0 = 0 \text{ (z and L are constant)}$$

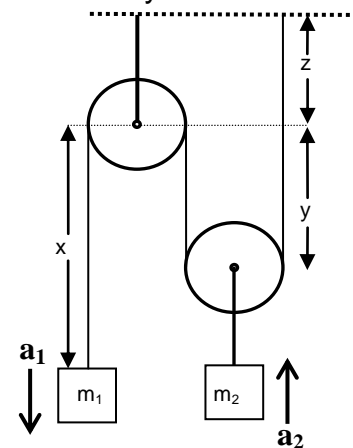
$$\text{or, } v_1 + 2v_2 = 0$$

Again differentiating both sides with respect to t

$$\frac{dv_1}{dt} + 2\frac{dv_2}{dt} = 0$$

$$\text{or, } a_1 + 2a_2 = 0$$

$$\text{or, } \mathbf{a_1 = - 2a_2}$$



That is acceleration of m_1 (body attached to a single string) is opposite and twice the acceleration of m_2 (body attached to a double string)

Different Cases of Light Movable Pulley

i) Case - 1

Mass m_1 is attached at one end of the string and the other end is fixed to a rigid support. Mass m_2 is attached to the light movable pulley.

For vertical acceleration of m_1

$$m_1g - T = m_1 2a \quad (m_1 \text{ is connected to a single string})$$

For vertical acceleration of m_2

$$T_2 - m_2g = m_2 a$$

(m_1 accelerates downwards and m_2 accelerates upwards since $m_1 > 2m_2$)

For the clamp holding the first pulley

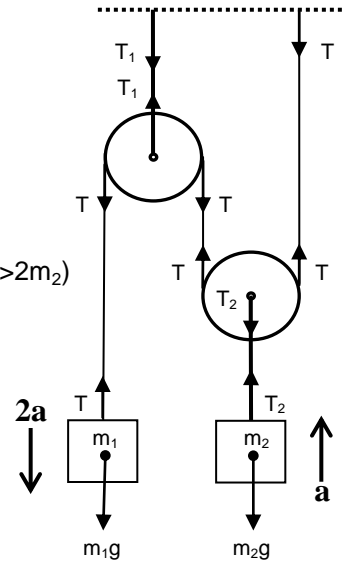
$$T_1 = 2T$$

For the clamp holding the movable pulley

$$2T - T_2 = m_{\text{pulley}} a$$

or, $2T - T_2 = 0$ (light pulley)

$$\text{or, } 2T = T_2$$



ii) Case - 2

Mass m_1 is attached at one end of the string and placed on a smooth horizontal surface and the other end is fixed to a rigid support after passing through a light movable suspended pulley. Mass m_2 is attached to the light movable pulley.

For vertical equilibrium of m_1

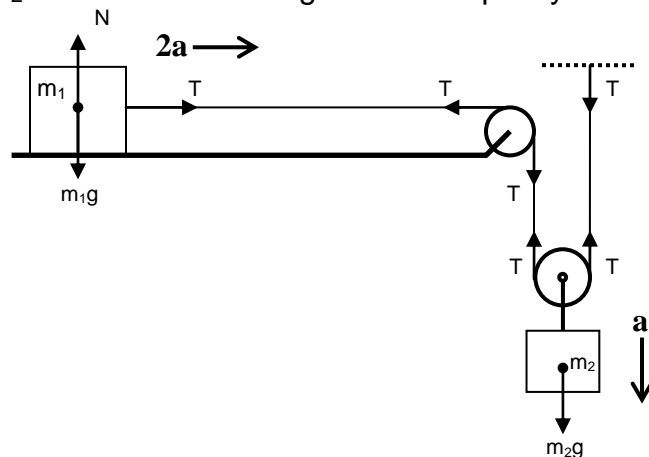
$$N = m_1g$$

For horizontal acceleration of m_1

$$T = m_1 2a$$

For vertical motion of m_2

$$m_2g - 2T = m_2 a$$



iii) Case - 3

Mass m_1 is attached to the movable pulley and placed on a smooth horizontal surface. One end of the string is attached to the clamp holding the pulley fixed to the horizontal surface and from its other end mass m_2 is suspended.

For vertical equilibrium of m_1

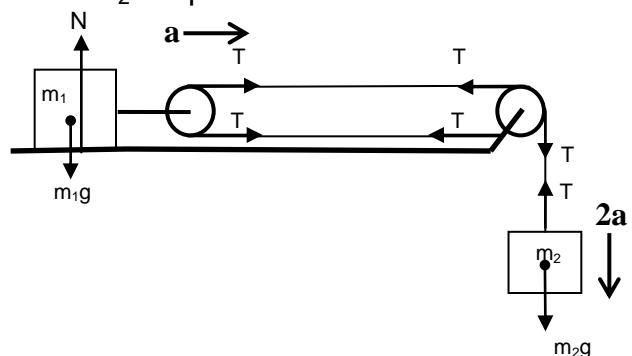
$$N = m_1g$$

For horizontal motion of m_1

$$2T = m_1 a$$

For vertical motion of m_2

$$m_2g - T = m_2 2a$$



iv) Case - 4

Mass m_1 is attached to a movable pulley and placed on a smooth inclined surface. Mass m_2 is suspended freely from a fixed light pulley.

For equilibrium of m_1 perpendicular to incline plane

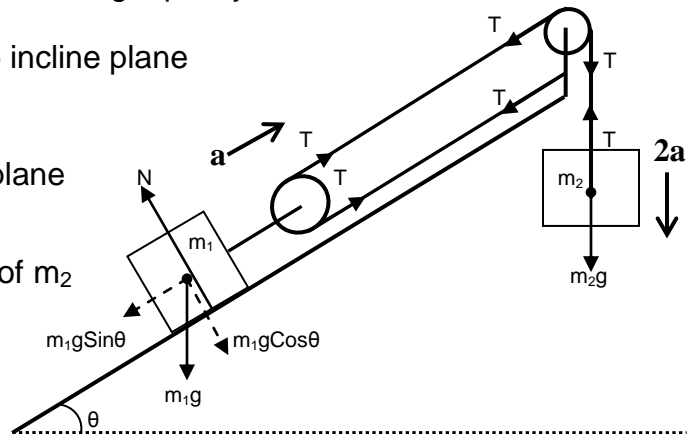
$$N = m_1 g \cos \theta$$

For acceleration of m_1 up the incline plane

$$2T - m_1 g \sin \theta = m_1 a$$

For vertically downward acceleration of m_2

$$m_2 g - T = m_2 2a$$

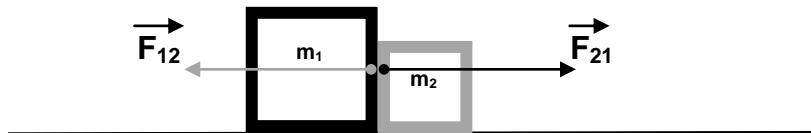


Newton' 3rd law or Law of Action and Reaction

Every action is opposed by an equal and opposite reaction.

or

For every action there is an equal and opposite reaction.



F_{12} is the force on the first body (m_1) due to second body (m_2)

F_{21} is the force on the second body (m_2) due to first body (m_1)

If F_{12} is action then F_{21} reaction and if F_{21} is action then F_{12} reaction

Numerical Application

Force on the first body due to second body (F_{12}) is equal and opposite to the force on the second body due to first body (F_{21}).

$$\vec{F}_{21} = - \vec{F}_{12}$$

Physical Application

i) When we push any block in the forward direction then block pushes us in the backward direction with an equal and opposite force.

ii) Horse pulls the rod attached to the cart in the forward direction and the tension of the rod pulls the cart in the backward direction.

iii) Earth pulls the body on its surface in vertically downward direction and the body pulls the earth with the same force in vertically upward direction.

iv) While walking we push the ground in the backward direction using static frictional force and the ground pushes us in the forward direction using static frictional force.

v) When a person sitting on the horse whips the horse and horse suddenly accelerates, the saddle on the back of the horse pushes the person in the forward direction using static frictional force and the person pushes the saddle in the backward direction using static frictional force.

Note – Normal reaction of the horizontal surface on the body is not the reaction of the weight of the body because weight of the body is the force with which earth attracts the body towards its center, hence its reaction must be the force with which body attracts earth towards it.

Linear Momentum

It is defined as the quantity of motion contained in the body. Mathematically it is given by the product of mass and velocity. It is a vector quantity represented by p .

$$\vec{p} = m\vec{v}$$

Principle Of Conservation Of Linear Momentum

It states that in the absence of any external applied force total momentum of a system remains conserved.

Proof-

We know that,

$$\vec{F} = m\vec{a}$$

or,

$$\vec{F} = \frac{m d\vec{v}}{dt}$$

or,

$$\vec{F} = \frac{d(m\vec{v})}{dt}$$

or,

$$\vec{F} = \frac{d\vec{p}}{dt}$$

if, $\vec{F} = 0$

$$\frac{d\vec{p}}{dt} = 0$$

or,

$$\vec{p} = \text{Constant} \text{ (differentiation of constant is zero)}$$


or,

$$\vec{p}_{\text{initial}} = \vec{p}_{\text{final}}$$

Physical Application

- i) Recoil of gun – when bullet is fired in the forward direction gun recoils in the backward direction.
- ii) When a person jumps on the boat from the shore of river, boat along with the person on it moves in the forward direction.
- iii) When a person on the boat jumps forward on the shore of river, boat starts moving in the backward direction.
- iv) In rocket propulsion fuel is ejected out in the downward direction due to which rocket is propelled up in vertically upward direction.

Different Cases of Conservation of Linear Momentum



Recoil of gun

Let mass of gun be m_g and that of bullet be m_b .
Initially both are at rest, hence their initial momentum is zero.

$$p_i = m_g u_g + m_b u_b = 0$$

Finally when bullet rushes out with velocity v_g , gun recoils with velocity v_b , hence their final momentum is

$$p_f = m_g v_g + m_b v_b$$

Since there is no external applied force, from the principal of conservation of linear momentum

$$p_i = p_f$$

or,

$$m_g v_g + m_b v_b = 0$$

or,

$$m_g v_g = -m_b v_b$$

or,

$$v_g = - \frac{m_b v_b}{m_g}$$

From above expression it must be clear that

1. Gun recoils opposite to the direction of motion of bullet.
2. Greater is the mass of bullet m_b or velocity of bullet v_b greater is the recoil of the gun.
3. Greater is the mass of gun m_g , smaller is the recoil of gun.

Impulse and Impulsive Force

Impulsive Force

The force which acts on a body for very short duration of time but is still capable of changing the position, velocity and direction of motion of the body up to large extent is known as impulsive force.

Example -

1. Force applied by foot on hitting a football.
2. Force applied by boxer on a punching bag.
3. Force applied by bat on a ball in hitting it to the boundary.
4. Force applied by a moving truck on a drum.

Note- Although impulsive force acts on a body for a very short duration of time yet its magnitude varies rapidly during that small duration.

Impulse

Impulse received by the body during an impact is defined as the product of average impulsive force and the short time duration for which it acts.

$$\mathbf{I} = \mathbf{F}_{\text{avg}} \times t$$

Relation Between Impulse and Linear Momentum

Consider a body being acted upon by an impulsive force, this force changes its magnitude rapidly with the time. At any instant if impulsive force is F then elementary impulse imparted to the body in the elementary time dt is given by

$$dI = F \times dt$$

Hence total impulse imparted to the body from time t_1 to t_2 is

$$I = \int_{t_1}^{t_2} F dt$$

But from Newton's second law we know that

$$F = \frac{dp}{dt}$$

or,

$$F dt = dp$$

Therefore,

$$I = \int_{p_1}^{p_2} dp$$

or,

$$I = [p]_{p_1}^{p_2}$$

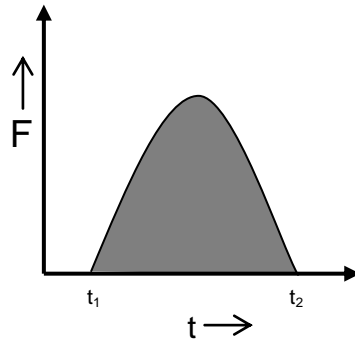
or,

$$\mathbf{I} = \mathbf{p}_2 - \mathbf{p}_1$$

Hence impulse imparted to the body is equal to the change in its momentum.

Graph Between Impulsive Force and Time

With the time on x axis and impulsive force on y axis the graph of the following nature is obtained



Area enclosed under the impulsive force and time graph from t_1 to t_2 gives the impulse imparted to the body from time t_1 to t_2 .

Physical Application

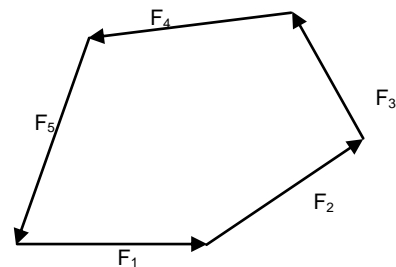
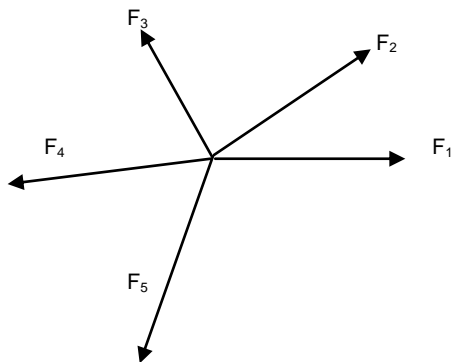
- i) While catching a ball a player lowers his hand to save himself from getting hurt.
- ii) Vehicles are provided with the shock absorbers to avoid jerks.
- iii) Buffers are provided between the bogies of the train to avoid jerks.
- iv) A person falling on a cemented floor receive more jerk as compared to that falling on a sandy floor.
- v) Glass wares are wrapped in a straw or paper before packing.

Equilibrium of Concurrent Forces

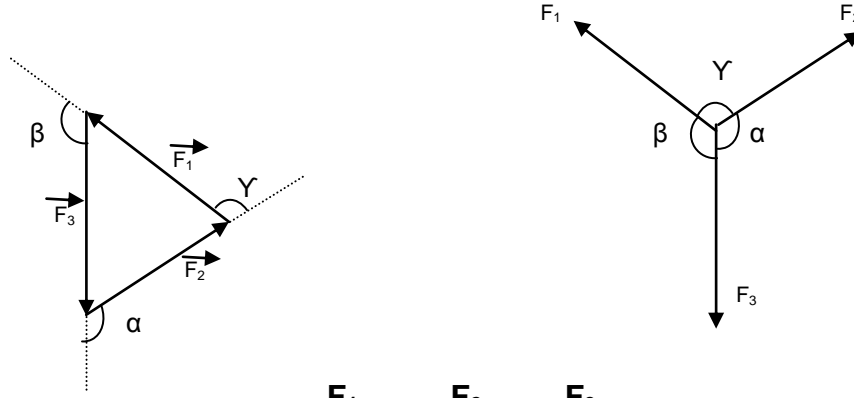
If the number of forces act at the same point, they are called concurrent forces. The condition or the given body to be in equilibrium under the number of forces acting on the body is that these forces should produce zero resultant.

The resultant of the concurrent forces acting on a body will be zero if they can be represented completely by the sides of a closed polygon taken in order.

$$\vec{F}_1 + \vec{F}_2 + \vec{F}_3 + \vec{F}_4 + \vec{F}_5 = 0$$



Lami's Theorem – It states that the three forces acting at a point are in equilibrium if each force is proportional the sine of the angle between the other two forces.

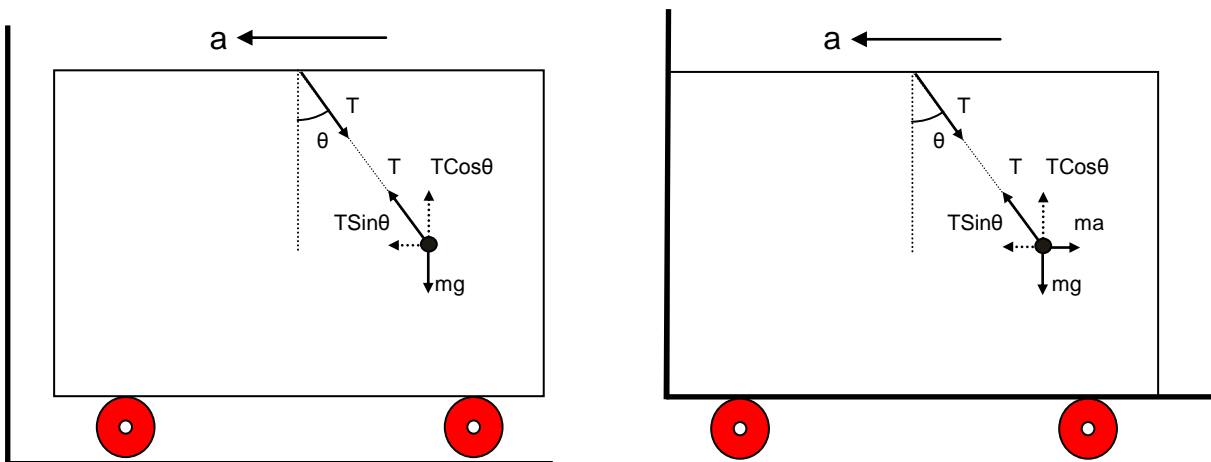


$$\frac{F_1}{\sin \alpha} = \frac{F_2}{\sin \beta} = \frac{F_3}{\sin \gamma}$$

Inertial and Non-inertial Frame of Reference

Frame of reference is any frame with respect to which the body is analyzed. All the frames which are at rest or moving with a constant velocity are said to be inertial frame of reference. In such frame of reference all the three laws of Newton are applicable.

Any accelerated frame of reference is said to be non-inertial frame of reference. In such frames all the three laws of Newton are not applicable as such. In order to apply Newton's laws of motion in a non-inertial frame, along with all other forces a pseudo force $F = ma$ must also be applied on the body opposite to the direction of acceleration of the frame.



Inertial Frame of Reference
 (Frame outside the accelerated car)
 For vertical equilibrium of body
 $T\cos\theta = mg$
 For horizontal acceleration of body, as the body is accelerated along with the car when observed from the external frame
 $T\sin\theta = ma \quad a=0$
 Therefore, **$\tan\theta = a/g$**

Inertial Frame of Reference
 (Frame attached to the accelerated car)
 For vertical equilibrium of body
 $T\cos\theta = mg$
 For horizontal equilibrium of the body, as the body is at rest when observed from the frame attached to the car
 $T\sin\theta = ma$
 Therefore, **$\tan\theta = a/g$**

Since body is at rest when observed from the non-inertial frame attached to the accelerated car a pseudo force $\mathbf{F = ma}$ is applied on the body opposite to the acceleration of the car which balance the horizontal component of tension of the string $T\sin\theta$ acting on the body.

Note- From which ever frame we may observe the situation, final result always comes out to be the same.

Reading of Spring Balance

Reading of a spring balance is equal to the tension in the spring of the balance but measured in kilogram.

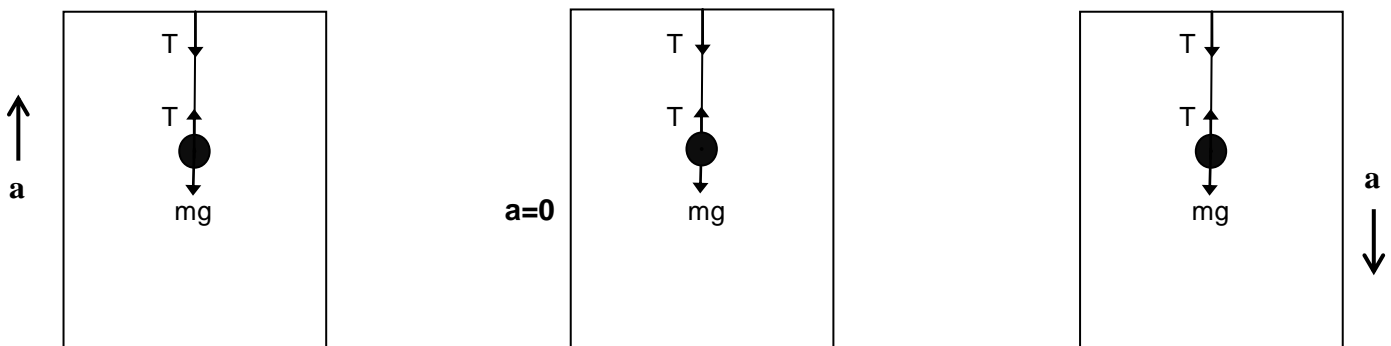
$$\text{Reading} = \frac{T}{g} \text{ kgf}$$

Reading of Weighing Machine

Reading of a weighing machine is equal to the normal reaction applied by the machine but measured in kilogram.

$$\text{Reading} = \frac{N}{g} \text{ kgf}$$

LIFT

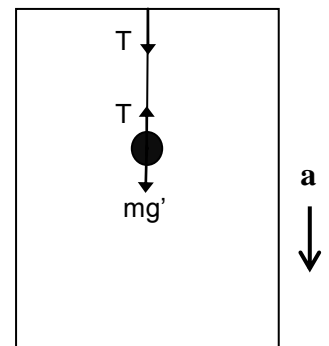
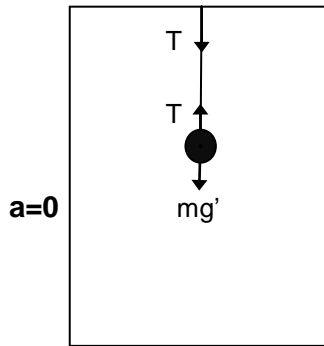
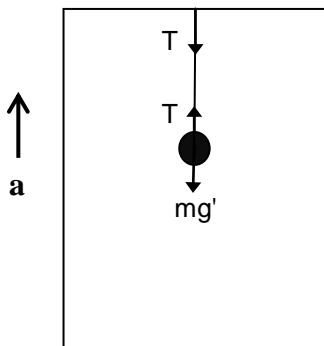


Observer Outside the Lift

Lift Accelerating Vertically Up
 Moving up with increasing velocity.
 or
 Moving down with decreasing velocity.
 For vertical motion of body
 $T - mg = ma$
 or,
 $T = mg + ma$
 or,
 $T = m(g + a)$

Lift Accelerating Vertically Up
 Moving up with constant velocity.
 or
 Moving down with constant velocity.
 For vertical motion of body
 $a=0$
 $T = mg$

Lift Accelerating Vertically Down
 Moving up with decreasing velocity.
 or
 Moving down with increasing velocity.
 For vertical motion of body
 $mg - T = ma$
 or,
 $T = mg - ma$
 or,
 $T = m(g - a)$



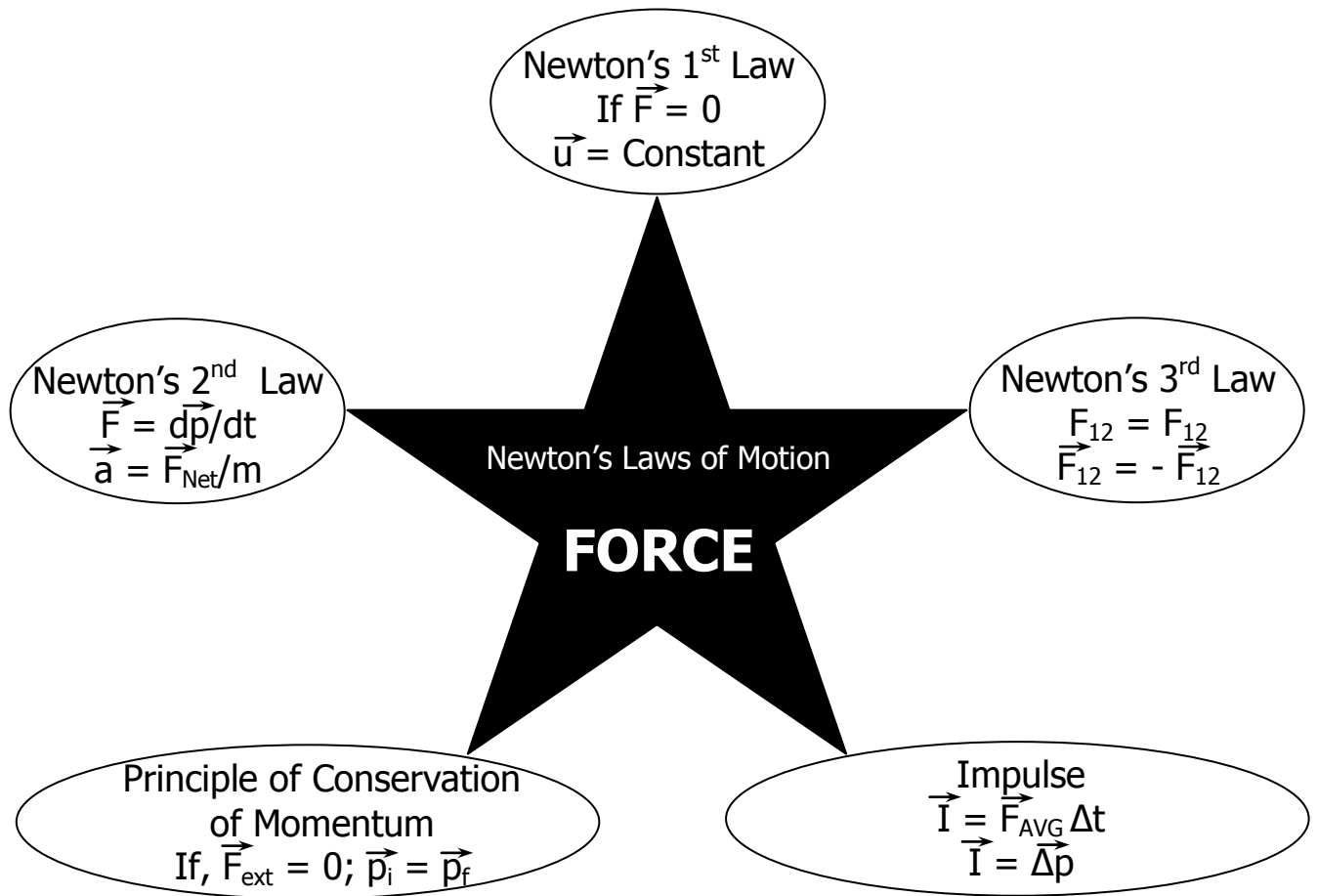
Observer Inside the Lift
 (Body is at rest according to the observer inside the lift)

Lift Accelerating Vertically Up
 Moving up with increasing velocity.
 or
 Moving down with decreasing velocity.
 Since body is at rest
 $T = mg'$
 but,
 $T = m(g + a)$
 therefore,
 $g' = g + a$
 Where g' is apparent acceleration due to gravity inside the lift.

Lift Accelerating Vertically Up
 Moving up with constant velocity.
 or
 Moving down with constant velocity.
 Since body is at rest
 $T = mg'$
 but,
 $T = mg$
 therefore,
 $g' = g$
 Where g' is apparent acceleration due to gravity inside the lift.

Lift Accelerating Vertically Down
 Moving up with decreasing velocity.
 or
 Moving down with increasing velocity.
 Since body is at rest
 $T = mg'$
 But,
 $T = m(g - a)$
 therefore,
 $g' = g - a$
 Where g' is apparent acceleration due to gravity inside the lift.

MEMORY MAP



FRICTION

Friction - The property by virtue of which the relative motion between two surfaces in contact is opposed is known as friction.

Frictional Forces - Tangential forces developed between the two surfaces in contact, so as to oppose their relative motion are known as frictional forces or commonly friction.

Types of Frictional Forces - Frictional forces are of three types :-

1. Static frictional force
2. Kinetic frictional force
3. Rolling frictional force

Static Frictional Force - Frictional force acting between the two surfaces in contact which are relatively at rest, so as to oppose their relative motion, when they tend to move relatively under the effect of any external force is known as static frictional force. Static frictional force is a self adjusting force and its value lies between its minimum value up to its maximum value.

Minimum value of static frictional force - Minimum value of static frictional force is zero in the condition when the bodies are relatively at rest and no external force is acting to move them relatively.

$$f_{s(\min)} = 0$$

Maximum value of static frictional force - Maximum value of static frictional force is $\mu_s N$ (where μ_s is the coefficient of static friction for the given pair of surface and N is the normal reaction acting between the two surfaces in contact) in the condition when the bodies are just about to move relatively under the effect of external applied force.

$$f_{s(\max)} = \mu_s N$$

Therefore,

$$f_{s(\min)} \leq f_s \leq f_{s(\max)}$$

or,

$$0 \leq f_s \leq \mu_s N$$

Kinetic Frictional Force - Frictional force acting between the two surfaces in contact which are moving relatively, so as to oppose their relative motion, is known as kinetic frictional force. It's magnitude is almost constant and is equal to $\mu_k N$ where μ_k is the coefficient of kinetic friction for the given pair of surface and N is the normal reaction acting between the two surfaces in contact. It is always less than maximum value of static frictional force.

$$f_k = \mu_k N$$

Since,

$$f_k < f_{s(\max)} = \mu_s N$$

Therefore,

$$\mu_k N < \mu_s N$$

or,

$$\mu_k < \mu_s$$

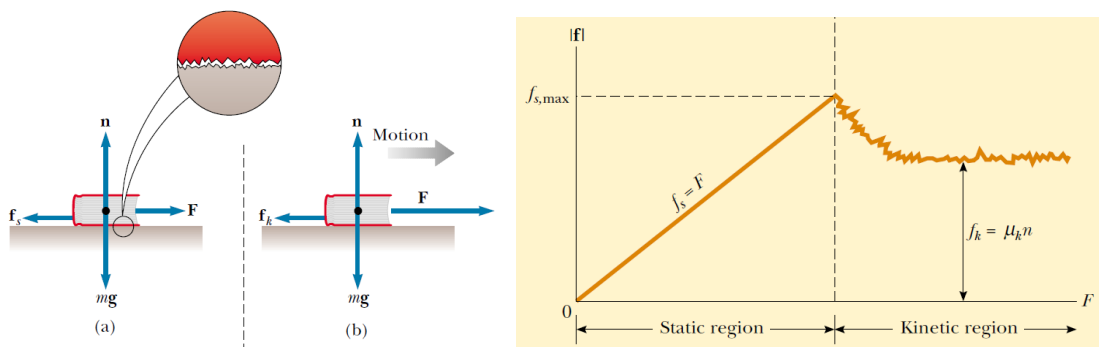
Limiting Frictional Force – The maximum value of static frictional force is the maximum frictional force which can act between the two surfaces in contact and hence it is also known as limiting frictional force.

Laws of Limiting Frictional Force –

1. Static friction depends upon the nature of the surfaces in contact.
2. It comes into action only when any external force is applied to move the two bodies relatively, with their surfaces in contact.
3. Static friction opposes the impending motion.
4. It is a self adjusting force.
5. The limiting frictional force is independent of the area of contact between the two surfaces.

Cause of Friction

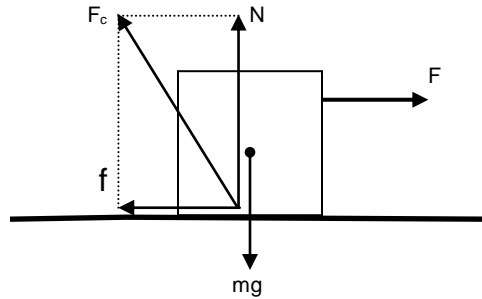
Old View - The surfaces which appear to be smooth as seen through our naked eyes are actually rough at the microscopic level. During contact, the projections of one surface penetrate into the depressions of other and vice versa. Due to which the two surfaces in contact form a saw tooth joint opposing their relative motion. When external force is applied so as to move them relatively this joint opposes their relative motion. As we go on increasing the external applied force the opposition of saw tooth joint also goes on increasing up to the maximum value known as limiting frictional force ($\mu_s N$) after which the joint suddenly breaks and the surfaces start moving relatively. After this the opposition offered by the saw tooth joint slightly decreases and comes to rest at almost constant value ($\mu_k N$)



Modern View – According to modern theory the cause of friction is the atomic and molecular forces of attraction between the two surfaces at their actual point of contact. When any body comes in contact with any other body then due to their roughness at the microscopic level they come in actual contact at several points. At these points the atoms and molecules come very close to each other and intermolecular force of attraction start acting between them which opposes their relative motion.

Contact Force - The forces acting between the two bodies due to the mutual contact of their surfaces are known as contact forces. The resultant of all the contact forces acting between the bodies is known as resultant contact force. Example

friction (f) and normal reaction (N) are contact forces and their resultant (F_c) is the resultant contact force.



$$F_c = \sqrt{f^2 + N^2}$$

Since maximum value of frictional force is Limiting frictional force ($\mu_s N$) Therefore maximum value of contact force is

$$F_{c(\max)} = \sqrt{(\mu_s N)^2 + N^2}$$

or,

$$F_{c(\max)} = N\sqrt{\mu_s^2 + 1^2}$$

or,

$$F_{c(\max)} = N\sqrt{\mu_s^2 + 1}$$

Angle of Friction – The angle between the resultant contact force (of normal reaction and friction) and the normal reaction is known as the angle of friction.

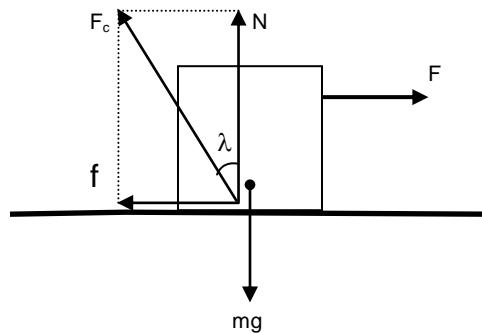
$$\tan \lambda = \frac{f}{N}$$

$$\text{or, } \lambda = \tan^{-1} \frac{f}{N}$$

$$\text{or, } \lambda_{\max} = \tan^{-1} \frac{f_{\max}}{N}$$

$$\text{or, } \lambda_{\max} = \tan^{-1} \frac{\mu_s N}{N}$$

$$\text{or, } \lambda_{\max} = \tan^{-1} \mu_s$$



Angle of Repose – The angle of the inclined plane at which a body placed on it just begins to slide is known as angle of repose.

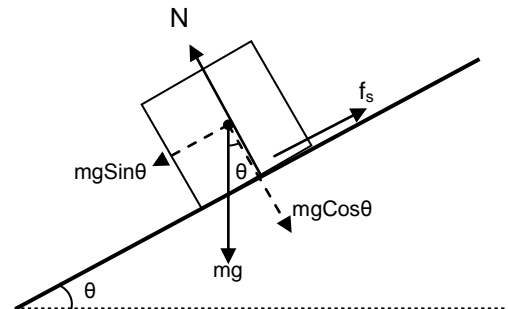
Perpendicular to the plane

$$N = mg \cos \theta \text{ (since body is at rest)}$$

Parallel to the plane when body is at rest

$$mg \sin \theta = f_s$$

When body is just about to slide



$$mg\sin\theta = f_{s(max)} = \mu_s N = \mu_s mg\cos\theta$$

or,

$$\tan\theta = \mu_s$$

or,

$$\theta = \tan^{-1}\mu_s$$

Note - Angle of repose is equal to the maximum value of angle of friction

Rolling Frictional Force - Frictional force which opposes the rolling of bodies (like cylinder, sphere, ring etc.) over any surface is called rolling frictional force. Rolling frictional force acting between any rolling body and the surface is almost constant and is given by $\mu_r N$. Where μ_r is coefficient of rolling friction and N is the normal reaction between the rolling body and the surface.

$$f_r = \mu_r N$$

Note – Rolling frictional force is much smaller than maximum value of static and kinetic frictional force.

$$f_r \ll f_k < f_{s(max)}$$

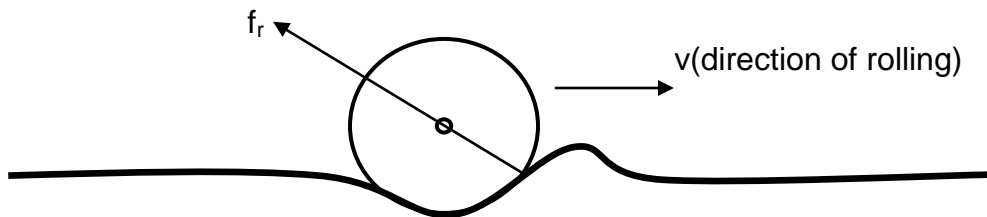
or,

$$\mu_r N \ll \mu_k N < \mu_s N$$

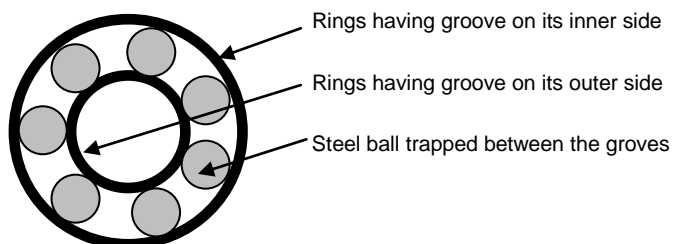
or,

$$\mu_r \ll \mu_k < \mu_s$$

Cause of Rolling Friction – When any body rolls over any surface it causes a little depression and a small hump is created just ahead of it. The hump offers resistance to the motion of the rolling body, this resistance is rolling frictional force. Due to this reason only, hard surfaces like cemented floor offers less resistance as compared to soft sandy floor because hump created on a hard floor is much smaller as compared to the soft floor.



Need to Convert Kinetic Friction into Rolling Friction – Of all the frictional forces rolling frictional force is minimum. Hence in order to avoid the wear and tear of machinery it is required to convert kinetic frictional force into rolling frictional force and for this reason we make the use of ball-bearings.



Friction: A Necessary Evil – Although frictional force is a non-conservative force and causes lots of wastage of energy in the form of heat yet it is very useful to us in many ways. That is why it is considered as a necessary evil.

Advantages of Friction -

- i) Friction is necessary in walking. Without friction it would have been impossible for us to walk.
- ii) Friction is necessary for the movement of vehicles on the road. It is the static frictional force which makes the acceleration and retardation of vehicles possible on the road.
- iii) Friction is helpful in tying knots in the ropes and strings.
- iv) We are able to hold anything with our hands by the help of friction only.

Disadvantages of Friction -

- i) Friction causes wear and tear in the machinery parts.
- ii) Kinetic friction wastes energy in the form of heat, light and sound.
- iii) A part of fuel energy is consumed in overcoming the friction operating within the various parts of machinery.

Methods to Reduce Friction –

- i) By polishing – Polishing makes the surface smooth by filling the space between the depressions and projections present in the surface of the bodies at microscopic level and there by reduces friction.
- ii) By proper selection of material – Since friction depends upon the nature of material used hence it can be largely reduced by proper selection of materials.
- iii) By lubricating – When oil or grease is placed between the two surfaces in contact, it prevents the surface from coming in actual contact with each other. This converts solid friction into liquid friction which is very small.

Physical Application

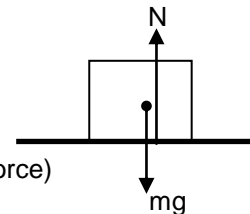
Horizontal Plane

- i) Body kept on horizontal plane is at rest and no force is applied.

For vertical equilibrium

$$\mathbf{N = mg}$$

$f_{\text{friction}} = 0$ (friction is a opposing force and there is no external applied force)



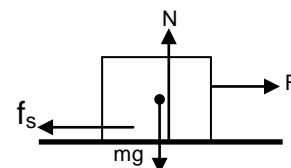
- ii) Body kept on horizontal plane is at rest under single horizontal force.

For vertical equilibrium

$$\mathbf{N = mg}$$
 (since body is at rest)

For horizontal equilibrium (since body is at rest)

$$\mathbf{F = f_s}$$



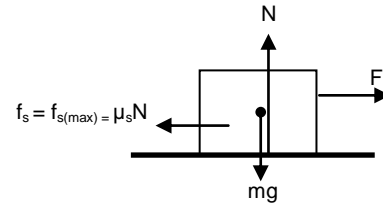
iii) Body kept on horizontal plane is just about to move.

For vertical direction

$$\mathbf{N = mg}$$
 (since body is at rest)

For horizontal direction (since body is just about to move)

$$\mathbf{F = f_s = f_{s(max)} = \mu_s N}$$



iv) Body kept on horizontal plane is accelerating horizontally.

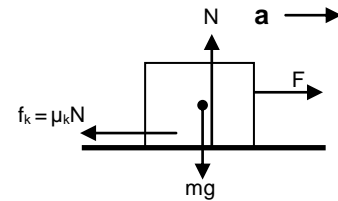
For vertical direction

$$\mathbf{N = mg}$$
 (since body is at rest)

For horizontal direction

$$\mathbf{F - f_k = ma}$$

$$\text{or, } \mathbf{F - \mu_k N = ma}$$



v) Body kept on horizontal plane is accelerating horizontally towards right under single upward inclined force.

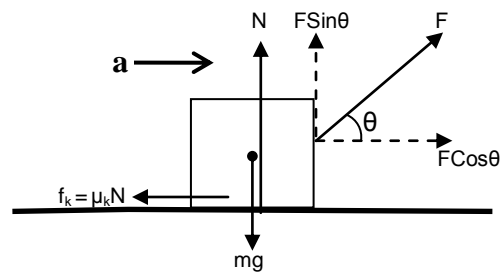
For vertical direction

$$\mathbf{N + F \sin \theta = mg}$$
 (since body is at rest)

For horizontal direction

$$\mathbf{F \cos \theta - f_k = ma}$$

$$\text{or, } \mathbf{F \cos \theta - \mu_k N = ma}$$



vi) Body kept on horizontal plane is accelerating horizontally towards right under single downward inclined force.

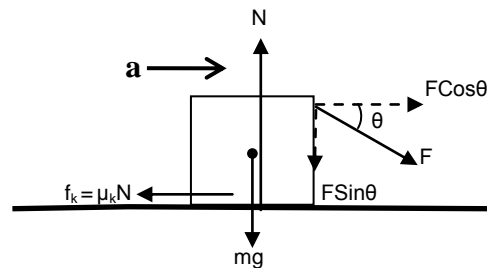
For vertical direction

$$\mathbf{N = F \sin \theta + mg}$$
 (since body is at rest)

For horizontal direction

$$\mathbf{F \cos \theta - f_k = ma}$$

$$\text{or, } \mathbf{F \cos \theta - \mu_k N = ma}$$



vii) Body kept on horizontal plane is accelerating horizontally towards right under an inclined force and an opposing horizontally applied force.

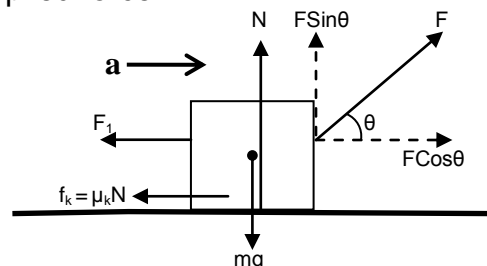
For vertical direction

$$\mathbf{N + F \sin \theta = mg}$$
 (since body is at rest)

For horizontal direction

$$\mathbf{F \cos \theta - F_1 - f_k = ma}$$

$$\text{or, } \mathbf{F \cos \theta - F_1 - \mu_k N = ma}$$



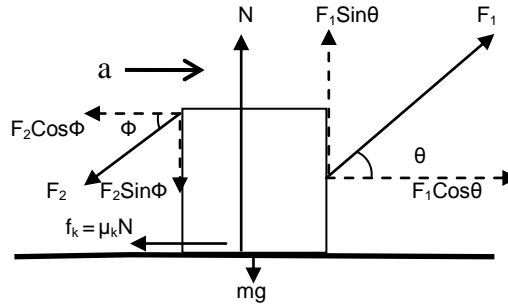
vi) Body kept on horizontal plane is accelerating horizontally towards right under two inclined forces acting on opposite sides.

For vertical direction (since body is at rest)

$$\mathbf{N + F_1 \sin \theta = mg + F_2 \sin \Phi}$$

For horizontal direction

$$\mathbf{F_1 \cos \theta - F_2 \cos \Phi - \mu_k N = ma}$$



Inclined Plane

i) Case - 1

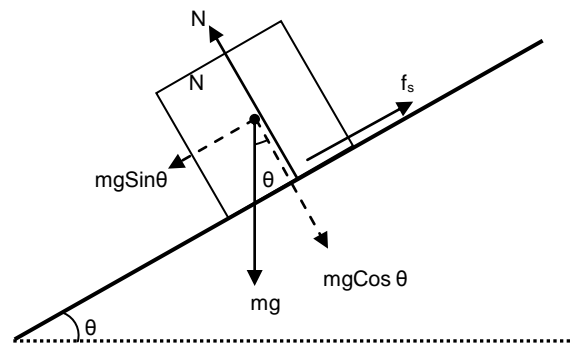
Body is at rest on inclined plane.

Perpendicular to the plane

$$\mathbf{N = mg \cos \theta}$$
 (since body is at rest)

Parallel to the plane (since body is at rest)

$$\mathbf{mg \sin \theta = f_s}$$



ii) Case - 2

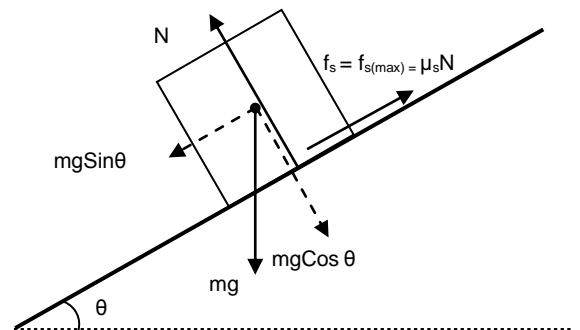
Body is just about to move on inclined plane.

Perpendicular to the plane

$$\mathbf{N = mg \cos \theta}$$
 (since body is at rest)

Parallel to the plane (since body is at rest)

$$\mathbf{mg \sin \theta = f_s = f_{s(max)} = \mu_s N}$$



iii) Case - 3

Body is accelerating downwards on inclined plane.

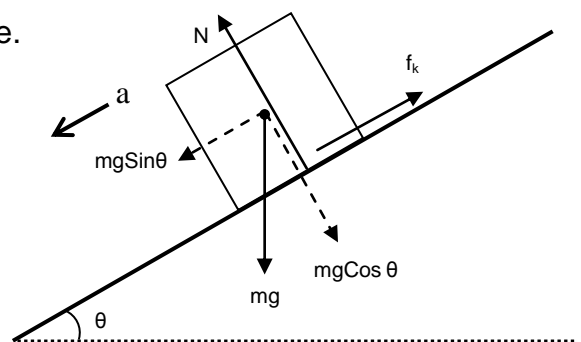
Perpendicular to the plane

$$\mathbf{N = mg \cos \theta}$$
 (since body is at rest)

Parallel to the plane

$$\mathbf{mg \sin \theta - f_k = ma}$$

 or, $\mathbf{mg \sin \theta - \mu_k N = ma}$



iv) Case - 4

Body is accelerating up the incline under the effect of force acting parallel to the incline.

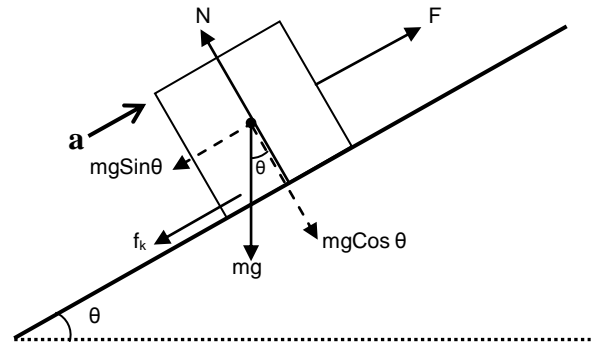
Perpendicular to the plane

$$N = mg\cos\theta \text{ (since body is at rest)}$$

Parallel to the plane

$$F - f_k - mg\sin\theta = ma$$

or, $F - \mu_k N - mg\sin\theta = ma$



v) Case - 5

Body accelerating up the incline under the effect of horizontal force.

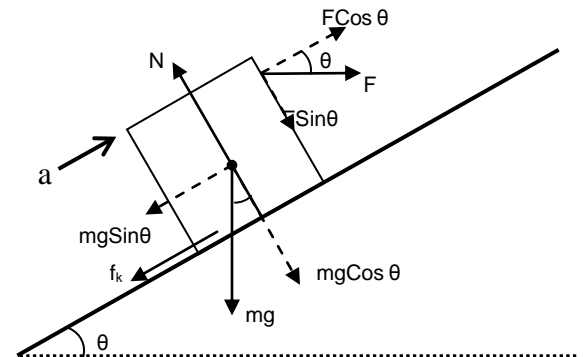
Perpendicular to the plane

$$N = mg\cos\theta + F\sin\theta \text{ (since body is at rest)}$$

Parallel to the plane

$$F\cos\theta - mg\sin\theta - f_k = ma$$

or, $F\cos\theta - mg\sin\theta - \mu_k N = ma$



Vertical Plane

i) Case - 1

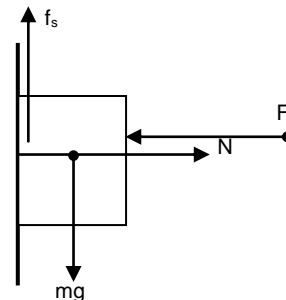
Body pushed against the vertical plane by horizontal force and is at rest.

For horizontal direction (since body is at rest)

$$F = N$$

For vertical direction

$$mg = f_s$$



ii) Case - 2

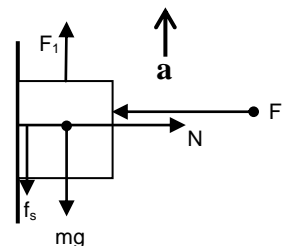
Body pushed against the vertical plane by horizontal force and pulled vertically upward

For horizontal direction (since body is at rest)

$$F = N$$

For vertical direction

$$F_1 - mg - f_s = ma$$



iii) Case - 3

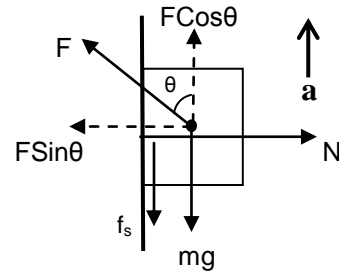
Body pushed against the vertical plane by inclined force and accelerates vertically upward.

For horizontal direction

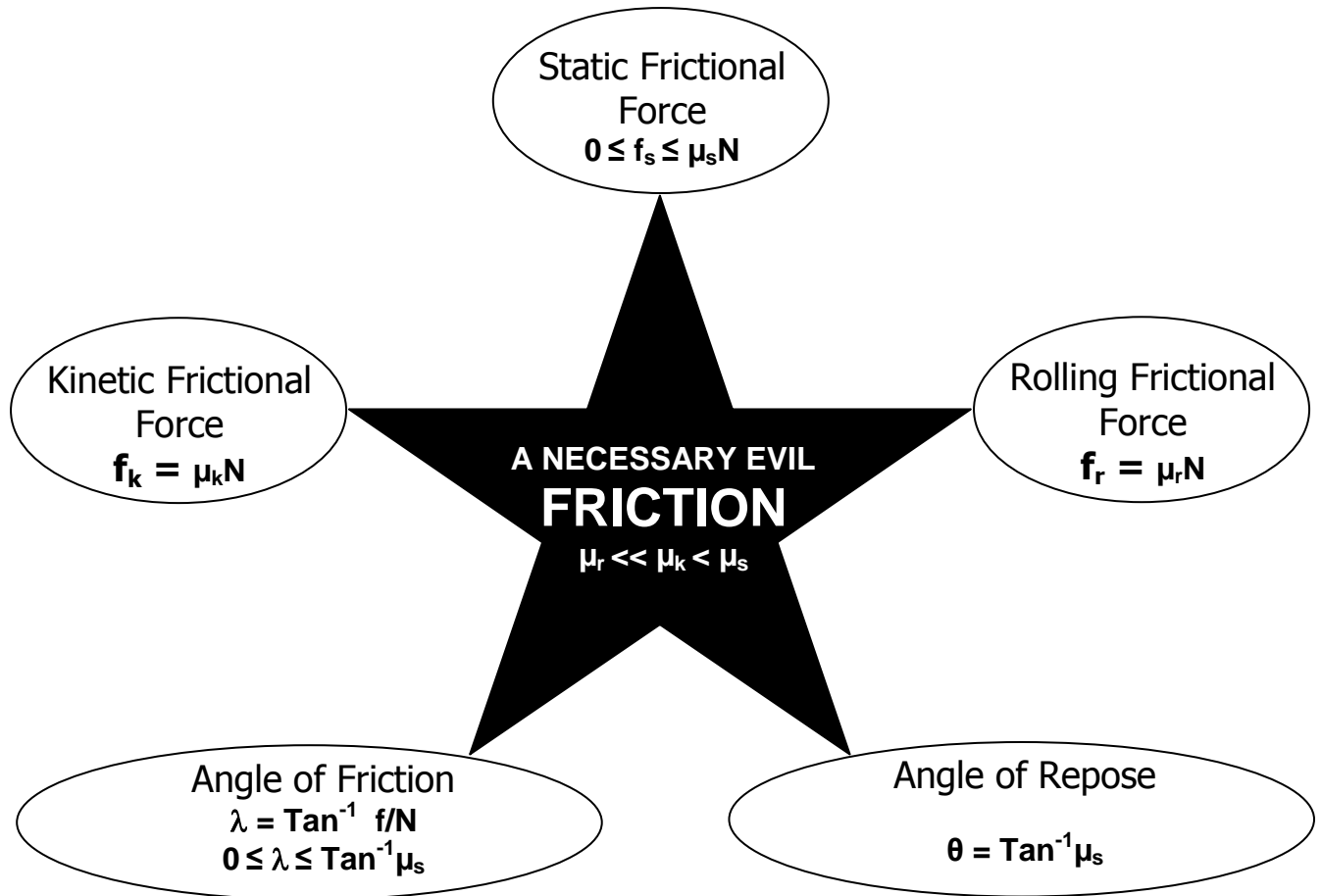
$$N = F \sin \theta \text{ (since body is at rest)}$$

For vertical direction

$$F \cos \theta - mg - f_s = ma$$



MEMORY MAP

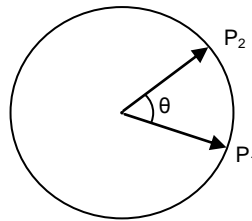


CIRCULAR MOTION

Circular Motion – When a body moves such that it always remains at a fixed distance from a fixed point then its motion is said to be circular motion. The fixed distance is called the radius of the circular path and the fixed point is called the center of the circular path.

Uniform Circular Motion – Circular motion performed with a constant speed is known as uniform circular motion.

Angular Displacement – Angle swept by the radius vector of a particle moving on a circular path is known as angular displacement of the particle. Example :- angular displacement of the particle from P_1 to P_2 is θ .



Relation Between Angular Displacement and Linear Displacement –

Since,

$$\text{Angle} = \frac{\text{arc}}{\text{radius}}$$

$$\text{Angular Displacement} = \frac{\text{arc } P_1P_2}{\text{radius}}$$

$$\theta = \frac{s}{r}$$

Angular Velocity – Rate of change of angular displacement of a body with respect to time is known as angular displacement. It is represented by ω .

Average Angular Velocity – It is defined as the ratio of total angular displacement to total time taken.

$$\omega_{\text{avg}} = \frac{\text{Total Angular Displacement}}{\text{Total Time Taken}}$$

$$\omega_{\text{avg}} = \frac{\Delta\theta}{\Delta t}$$

Instantaneous Angular Velocity – Angular velocity of a body at some particular instant of time is known as instantaneous angular velocity.

Or

Average angular velocity evaluated for very short duration of time is known as instantaneous angular velocity.

$$\omega = \lim_{\Delta t \rightarrow 0} \omega_{\text{avg}} = \frac{\Delta\theta}{\Delta t}$$

$$\omega = \frac{d\theta}{dt}$$

Relation Between Angular Velocity and Linear Velocity

We know that angular velocity

$$\omega = \frac{d\theta}{dt}$$

Putting, $\theta = s/r$

$$\omega = \frac{d(s/r)}{dt}$$

or,

$$\omega = \frac{1}{r} \frac{ds}{dt}$$

or,

$$\omega = \frac{v}{r}$$

or,

$$v = r\omega$$

Time Period of Uniform Circular Motion – Total time taken by the particle performing uniform circular motion to complete one full circular path is known as time period.

In one time period total angle rotated by the particle is 2π and time period is T . Hence angular velocity

$$\omega = \frac{2\pi}{T}$$

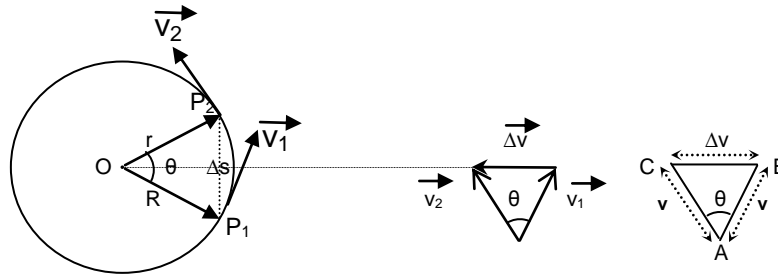
or,

$$T = \frac{2\pi}{\omega}$$

Frequency - Number of revolutions made by the particle moving on circular path in one second is known as frequency.

$$f = \frac{1}{T} = \frac{\omega}{2\pi}$$

Centripetal Acceleration – When a body performs uniform circular motion its speed remains constant but velocity continuously changes due to change of direction. Hence a body is continuously accelerated and the acceleration experienced by the body is known as centripetal acceleration (that is the acceleration directed towards the center).



Consider a particle performing uniform circular motion with speed v . When the particle changes its position from P_1 to P_2 its velocity changes from \vec{v}_1 to \vec{v}_2 due to change of direction. The change in velocity from P_1 to P_2 is $\Delta\vec{v}$ which is directed towards the center of the circular path according to triangle law of subtraction of vectors.

From figure ΔOP_1P_2 and ΔABC are similar, hence applying the condition of similarity

$$\frac{BC}{AB} = \frac{P_1P_2}{OP_1}$$

or,

$$\frac{\Delta v}{v} = \frac{\Delta s}{r}$$

or,

$$\Delta v = \frac{v\Delta s}{r}$$

Dividing both sides by Δt ,

$$\frac{\Delta v}{\Delta t} = \frac{v\Delta s}{r\Delta t}$$

Taking limit $\Delta t \rightarrow 0$ both sides,

$$\lim_{\Delta t \rightarrow 0} \frac{\Delta v}{\Delta t} = \frac{v}{r} \lim_{\Delta t \rightarrow 0} \frac{\Delta s}{\Delta t}$$

or,

$$\frac{dv}{dt} = \frac{vds}{dt}$$

or,

$$\boxed{a = \frac{v^2}{r}}$$

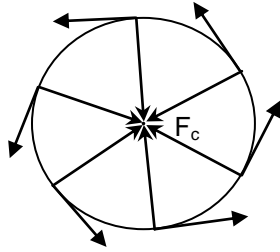
Putting $v = r\omega$,

$$\boxed{a = r\omega^2}$$

Since the change of velocity is directed towards the center of the circular path, the acceleration responsible for the change in velocity is also directed towards center of circular path and hence it is known as centripetal acceleration.

Centripetal Force – Force responsible for producing centripetal acceleration is known as centripetal force. Since centripetal acceleration is directed towards the center of the circular path the centripetal force is also directed towards the center of the circular path.

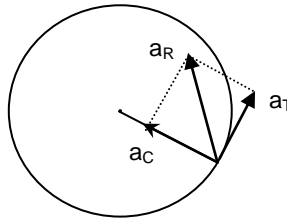
If a body is performing uniform circular motion with speed v and angular velocity ω on a circular path of radius r , then centripetal acceleration is given by



$$F_c = \frac{mv^2}{r} = mr\omega^2$$

Net Acceleration of a Body Performing Non-Uniform Circular Motion

When a body performs non-uniform circular motion its speed i.e. magnitude of instantaneous velocity varies with time due to which it experiences tangential acceleration a_T along with the centripetal acceleration a_C . Since both the accelerations act simultaneously on a body and are mutually perpendicular to each other, the resultant acceleration a_R is given by their vector sum.



$$\vec{a}_R = \vec{a}_T + \vec{a}_C$$

$$a_R = \sqrt{a_T^2 + a_C^2}$$

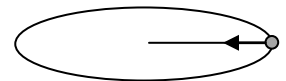
Physical Application of Centripetal Force

i) Case - 1

Circular motion of a stone tied to a string.

Centripetal force is provided by the tension of the string

$$F_c = \frac{mv^2}{r} = T$$

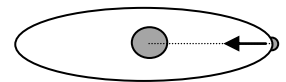


ii) Case - 2

Circular motion of electron around the nucleus.

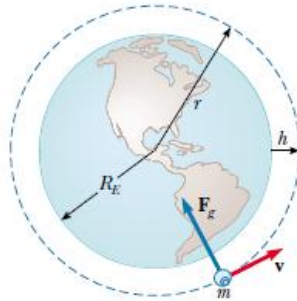
Centripetal force is provided by the electrostatic force of attraction between the positively charged nucleus and negatively charged electron

$$F_c = \frac{mv^2}{r} = F_E$$



iii) Case - 3

Circular motion of planets around sun or satellites around planet.



Centripetal force is provided by the gravitational force of attraction between the planet and sun

$$F_c = \frac{mv^2}{r} = F_g$$

iv) Case - 4

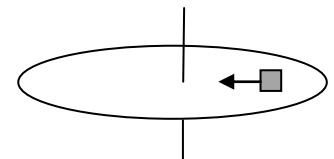
Circular motion of vehicles on a horizontal road.

Centripetal force is provided by the static frictional force between the road and the tyre of the vehicle.

$$F_c = \frac{mv^2}{r} = f_s$$

v) Case - 5

Circular motion of a block on rotating platform.



Centripetal force is provided by the static frictional force between the block and the platform.

$$F_c = \frac{mv^2}{r} = f_s$$

vi) Case - 6

Circular motion of mud particles sticking to the wheels of the vehicle.

Centripetal force is provided by the adhesive force of attraction between the mud particles and the tyres of the vehicle.

$$F_c = \frac{mv^2}{r} = F_{\text{adhesive}}$$

At very high speed when adhesive force is unable to provide necessary centripetal force, the mud particles fly off tangentially. In order to prevent the particles from staining our clothes, mud-guards are provided over the wheels of vehicle.

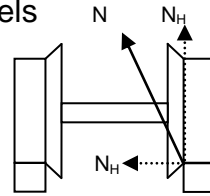


vii) Case - 7

Circular motion of a train on a horizontal track.

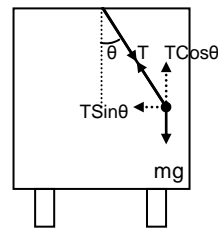
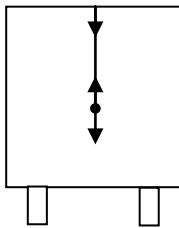
Centripetal force is provided by the horizontal component of the reaction force applied by the outer track on the inner projection of the outer wheels

$$F_c = \frac{mv^2}{r} = N_{\text{Horizontal}}$$



viii) Case - 8

Circular motion of a toy hanging from ceiling of vehicle.



Car moving with constant velocity on horizontal road

Car taking a turn with constant velocity on a horizontal road

Whenever car takes a turn, string holding the toy gets tilted outward such that the vertical component of the tension of string balances the weight of the body and the horizontal component of tension provides the necessary centripetal force.

$$T \sin \theta = \frac{mv^2}{r}$$

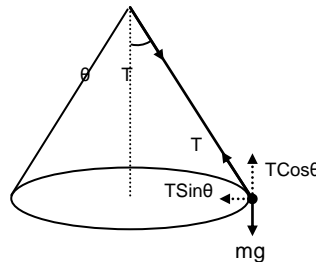
$$T \cos \theta = mg$$

Therefore,

$$\tan \theta = \frac{v^2}{rg}$$

ix) Case - 9

Conical pendulum.



Whenever bob of a pendulum moves on a horizontal circle it's string generates a cone. Such a pendulum is known as conical pendulum. The vertical component of the tension of the string balances the weight of the body and the horizontal component of tension provides the necessary centripetal force.

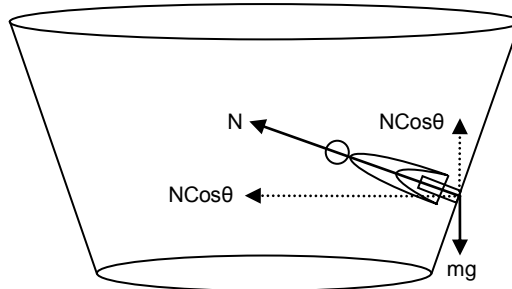
$$T \sin \theta = \frac{mv^2}{r}$$

$$T \cos \theta = mg$$

Therefore,

$$\tan \theta = \frac{v^2}{rg}$$

x) Case - 10
Well of death.



In the well of death, the rider tries to push the wall due to its tangential velocity in the outward direction due to which wall applies normal reaction in the inward direction. The vertical component of the normal reaction balances the weight of the body and its horizontal component provides the necessary centripetal force.

$$N \sin \theta = \frac{mv^2}{r}$$

$$N \cos \theta = mg$$

Therefore,

$$\tan \theta = \frac{v^2}{rg}$$

xi) Case - 11
Turning of aero plane.



While taking a turn aero-plane tilts slightly inwards due to which its pressure force also gets tilted inwards due to which its pressure force also gets tilted inwards such that its vertical component balances the weight of the body and the horizontal component provides the necessary centripetal force.

$$F_P \sin \theta = \frac{mv^2}{r}$$

$$F_P \cos \theta = mg$$

Therefore,

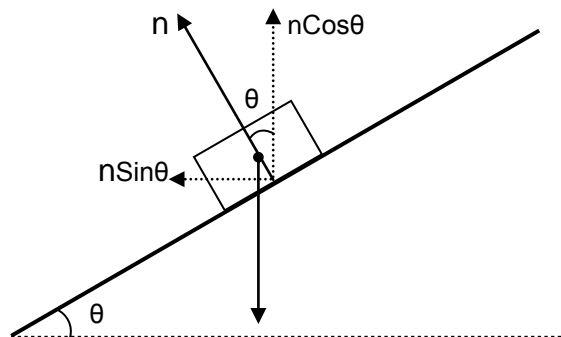
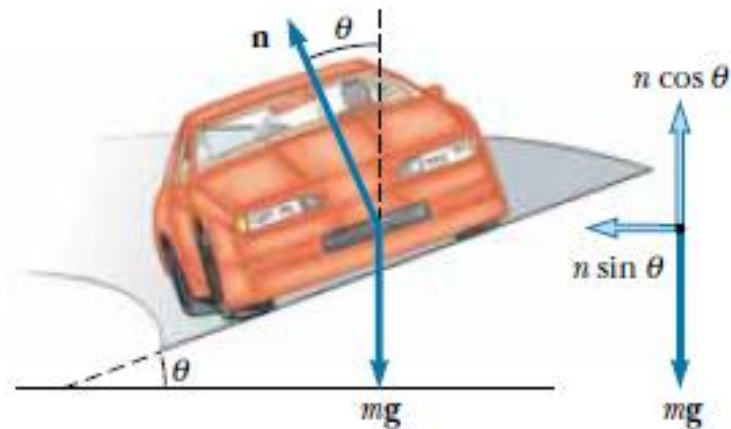
$$\tan \theta = \frac{v^2}{rg}$$

xi) Case - 11

Banking of Roads

In case of horizontal road necessary centripetal force mv^2/r is provided by static frictional force. When heavy vehicles move with high speed on a sharp turn (small radius) then all the factors contribute to huge centripetal force which if provided by the static frictional force may result in the fatal accident.

To prevent this roads are banked by lifting their outer edge. Due to this, normal reaction of road on the vehicle gets tilted inwards such that its vertical component balances the weight of the body and the horizontal component provides the necessary centripetal force.



$$n \sin \theta = \frac{mv^2}{r}$$

$$n \cos \theta = mg$$

Therefore,

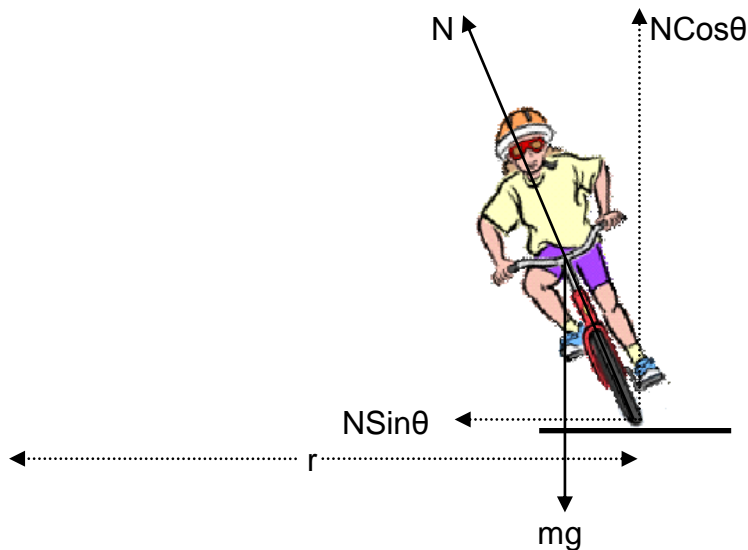
$$\tan\theta = \frac{v^2}{rg}$$

xii) Case - 12

Bending of Cyclist

In case of a cyclist moving on a horizontal circular track necessary centripetal force is provided by static frictional force acting parallel along the base. As this frictional force is not passing from the center of mass of the system it tends to rotate the cycle along with the cyclist and make it fall outward of the center of the circular path.

To prevent himself from falling, the cyclist leans the cycle inwards towards the center of the circle due to which the normal reaction of the surface of road on the cycle also leans inward such that that its vertical component balances the weight of the body and the horizontal component provides the necessary centripetal force.



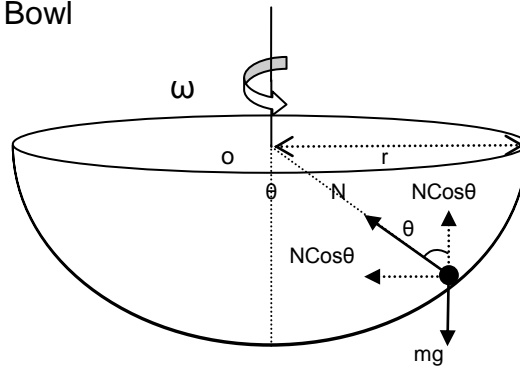
$$N \sin \theta = \frac{mv^2}{r}$$

$$N \cos \theta = mg$$

Therefore,

$$\tan\theta = \frac{v^2}{rg}$$

xiii) Case - 13
Motion of a Ball in a Bowl



When the bowl rotates with some angular velocity ω . The vertical component of the normal reaction of the bowl on the ball balances the weight of the body and its horizontal component provides the necessary centripetal force.

$$N \sin \theta = \frac{mv^2}{r}$$


$$N \cos \theta = mg$$

Therefore,

$$\tan \theta = \frac{v^2}{rg}$$

xiv) Case - 14
Motion of a train on the banked tracks.

At the turns tracks are banked by slightly elevating the outer tracks with respect to the inner ones. This slightly tilts the train inwards towards the center of the circular path due to which the normal reaction of the tracks on the train also gets slightly tilted inwards such that the vertical component of the normal reaction balances the weight of the train and its horizontal component provides the necessary centripetal force.



$$N \sin \theta = \frac{mv^2}{r}$$

$$N \cos \theta = mg$$

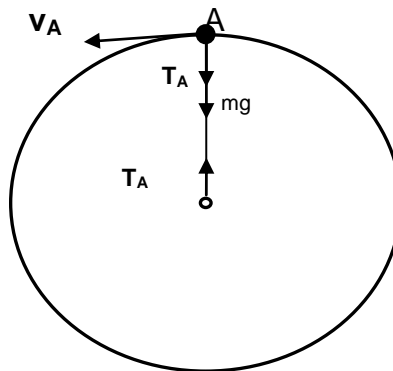
Therefore,

$$\tan \theta = \frac{v^2}{rg}$$

Vertical Circular Motion

Whenever the plane of circular path of body is vertical its motion is said to be vertical circular motion.

Vertical Circular Motion of a Body Tied to a String



Consider a body of mass m tied to a string and performing vertical circular motion on a circular path of radius r . At the topmost point A of the body weight of the body mg and tension T_A both are acting in the vertically downward direction towards the center of the circular path and they together provide centripetal force.

$$T_A + mg = \frac{mv_A^2}{r}$$

Critical velocity at the top most point

As we go on decreasing the v_A , tension T_A also goes on decreasing and in the critical condition when v_A is minimum tension $T_A = 0$. The minimum value of v_A in this case is known as critical velocity $v_{A(\text{Critical})}$ at the point A . From above

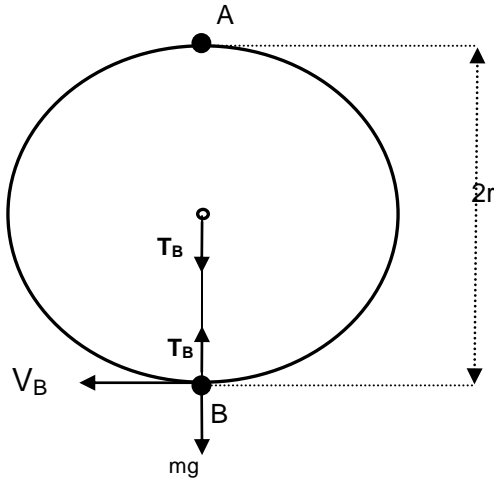
$$0 + mg = \frac{mv_{A(\text{Critical})}^2}{r}$$

or, $v_{A(\text{Critical})}^2 = rg$

or, $v_{A(\text{Critical})} = \sqrt{rg}$

If the velocity at point A is less than this critical velocity then the string will slag and the body in spite of moving on a circular path will tend to fall under gravity.

Critical velocity at the lower most point



Taking B as reference level of gravitational potential energy and applying energy conservation

$$E_A = E_B$$

$$P_A + K_A = P_B + K_B$$

$$mg2r + \frac{1}{2}mv_A^2 = mg0 + \frac{1}{2}mv_B^2$$

Putting, $v_A = \sqrt{rg}$

$$mg2r + \frac{1}{2}m(\sqrt{rg})^2 = 0 + \frac{1}{2}mv_B^2$$

or, $4mgr + mgr = mv_B^2$

or, $5mgr = mv_B^2$

or, $v_B = \sqrt{5gr}$

This is the minimum possible velocity at the lower most point for vertical circular motion known as critical velocity at point B.

$$v_{B(\text{Critical})} = \sqrt{5gr}$$

Tension at lowermost point in critical condition

For lowermost point B net force towards the center is centripetal force. Tension T_B acts towards the center of the circular path whereas weight mg acts away from it. Hence,

$$T_B - mg = \frac{mv_B^2}{r}$$

Putting, $v_B = \sqrt{5gr}$

$$T_B - mg = \frac{m5gr}{r}$$

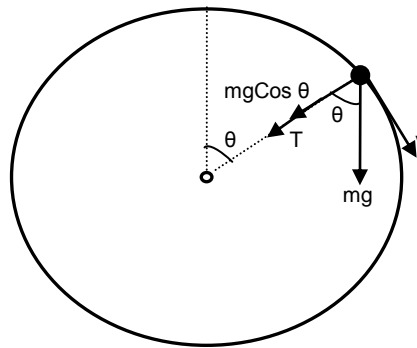
or,

$$T_B = 6mg$$

Hence in critical condition of vertical circular motion of a body tied to a string velocities at topmost and lowermost be \sqrt{rg} and $\sqrt{5rg}$ respectively and tensions in the strings be 0 and $6mg$ respectively.

General Condition for Slagging of String in Vertical Circular Motion

For the body performing vertical circular motion tied to a string, slagging of string occurs in the upper half of the vertical circle. If at any instant string makes angle θ with vertical then applying net force towards center is equal to centripetal force, we have



$$T + mg\cos\theta = \frac{mv^2}{r}$$

For slagging $T = 0$,

$$0 + mg\cos\theta = \frac{mv^2}{r}$$

or,

$$v = \sqrt{rg\cos\theta}$$

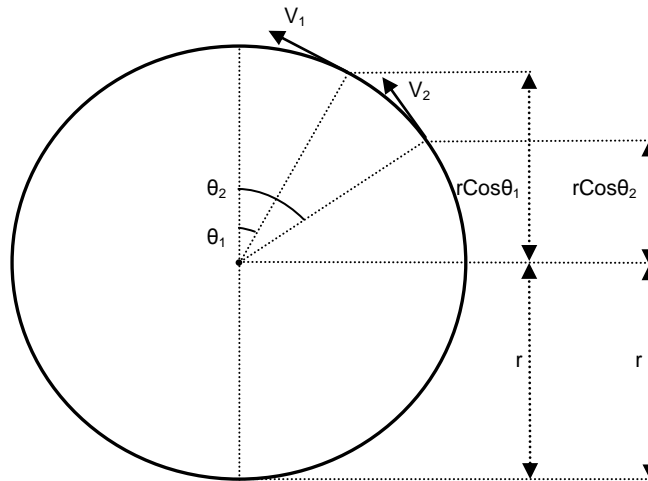
Case-1 At Topmost point $\theta = 0$, therefore $v = \sqrt{rg}$

Case-2 At $\theta = 60^\circ$, therefore $v = \sqrt{rg\cos 60} = \sqrt{rg/2}$

Case-3 When string becomes horizontal that is at $\theta = 90^\circ$, $v = \sqrt{rg\cos 90} = 0$

Velocity Relationship at different Points of Vertical Circular Motion

Let initial and final velocities of the body performing vertical circular motion be v_1 and v_2 and the angle made by string with the vertical be θ_1 and θ_2 . Taking lowermost point of vertical circular path as reference level and applying energy conservation,



$$E_1 = E_2$$

$$P_1 + K_1 = P_2 + K_2$$

$$mg(r + r \cos \theta_1) + \frac{1}{2}mv_1^2 = mg(r + r \cos \theta_2) + \frac{1}{2}mv_2^2$$

or,

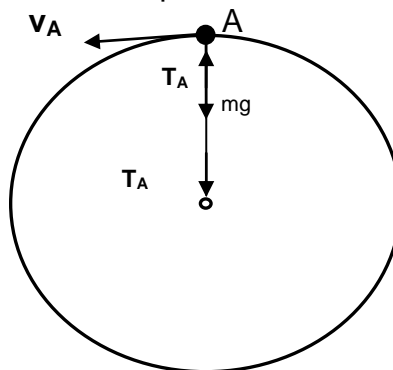
$$mgr(\cos \theta_1 - \cos \theta_2) = \frac{1}{2}m(v_2^2 - v_1^2)$$

or,

$$(v_2^2 - v_1^2) = 2gr(\cos \theta_1 - \cos \theta_2)$$

Vertical Circular Motion of a Body Attached to a Rod

Since rod can never slag hence in the critical situation a body attached to the rod may reach the topmost position A of the vertical circular path with almost zero velocity. In this case its weight mg acts in vertically downward direction and tension of rod acts on the body in the vertically upward direction. Applying net force towards center is equal to centripetal force,



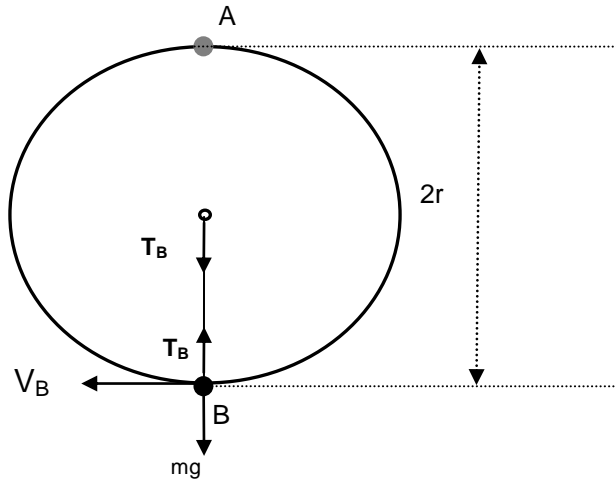
$$mg - T_A = \frac{mv_A^2}{r}$$

Putting $v_A = 0$ (for critical condition)

$$mg - T_A = 0$$

or,

$$T_A = mg$$

Critical velocity and Tension at the lower most point

Taking B as reference level of gravitational potential energy and applying energy conservation

$$E_A = E_B$$

$$P_A + K_A = P_B + K_B$$

$$mg2r + \frac{1}{2}mv_A^2 = mg0 + \frac{1}{2}mv_B^2$$

Putting, $v_A = 0$ (for critical condition)

$$mg2r + 0 = 0 + \frac{1}{2}mv_B^2$$

or, $4mgr = mv_B^2$

or, $v_B = \sqrt{4rg}$

This is the minimum possible velocity at the lower most point for vertical circular motion known as critical velocity at point B.

$$v_{B(\text{Critical})} = \sqrt{4rg}$$

Tension at lowermost point in critical condition

For lowermost point B applying net force towards center is equal to centripetal force. Tension T_B acts towards the center of the circular path whereas weight mg acts away from it in vertically downward direction. Hence,

$$T_B - mg = \frac{mv_B^2}{r}$$

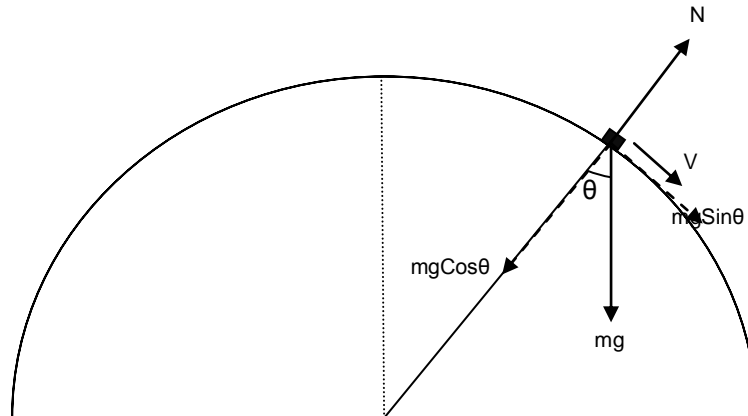
Putting, $v_B = \sqrt{4rg}$

$$T_B - mg = \frac{m4gr}{r}$$

or, $T_B = 5mg$

Hence in critical condition of vertical circular motion of a body attached to the rod velocities at topmost and lowermost be 0 and $\sqrt{4rg}$ respectively and tensions in the rod be mg (pushing nature) and $5mg$ (pulling nature) respectively.

Motion of A Body Over Spherical Surface



A body of mass m is moving over the surface of the smooth sphere of radius r . At any instant when the radius of sphere passing through the body makes angle θ with the vertical the tangential velocity of the body is v . Since net force towards the center is centripetal force we have

$$mg \cos \theta - N = \frac{mv^2}{r}$$

or,
$$N = mg \cos \theta - \frac{mv^2}{r}$$

if v increases N decreases and when the body just loses contact with the sphere $N = 0$.

Putting $N = 0$,

$$0 = mg \cos \theta - \frac{mv^2}{r}$$

or,
$$\frac{mv^2}{r} = mg \cos \theta$$

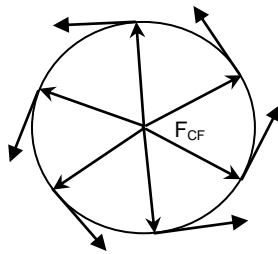
or,
$$v = \sqrt{rg \cos \theta}$$

This is the minimum velocity at which the body loses contact and it is the maximum velocity at which the body remains in contact with the surface.

CENTRIFUGAL FORCE

It is a pseudo force experienced by a body which is a part of the circular motion. It is a non-realistic force and comes into action only when the body is in a circular motion. Once the circular motion of the body stops, this force ceases to act. Its magnitude is exactly same as that of centripetal force but it acts opposite to the direction of the centripetal force that is in the radially outward direction.

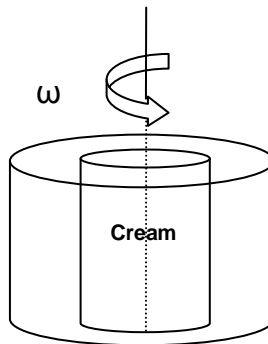
Frame of reference attached to a body moving on a circular path is a non-inertial frame since it is an accelerated frame. So when ever any body is observed from this frame a pseudo force $F = ma = mv^2/r = mr\omega^2$ must be applied on the body opposite to the direction of acceleration along with the other forces. Since the acceleration of the frame in circular motion is centripetal acceleration $a = v^2/r$ directed towards the center of the circular path, the pseudo force applied on the bodies observed from this frame is $F = mv^2/r$ directed away from the center of the circular path. This pseudo force is termed as a centrifugal force.



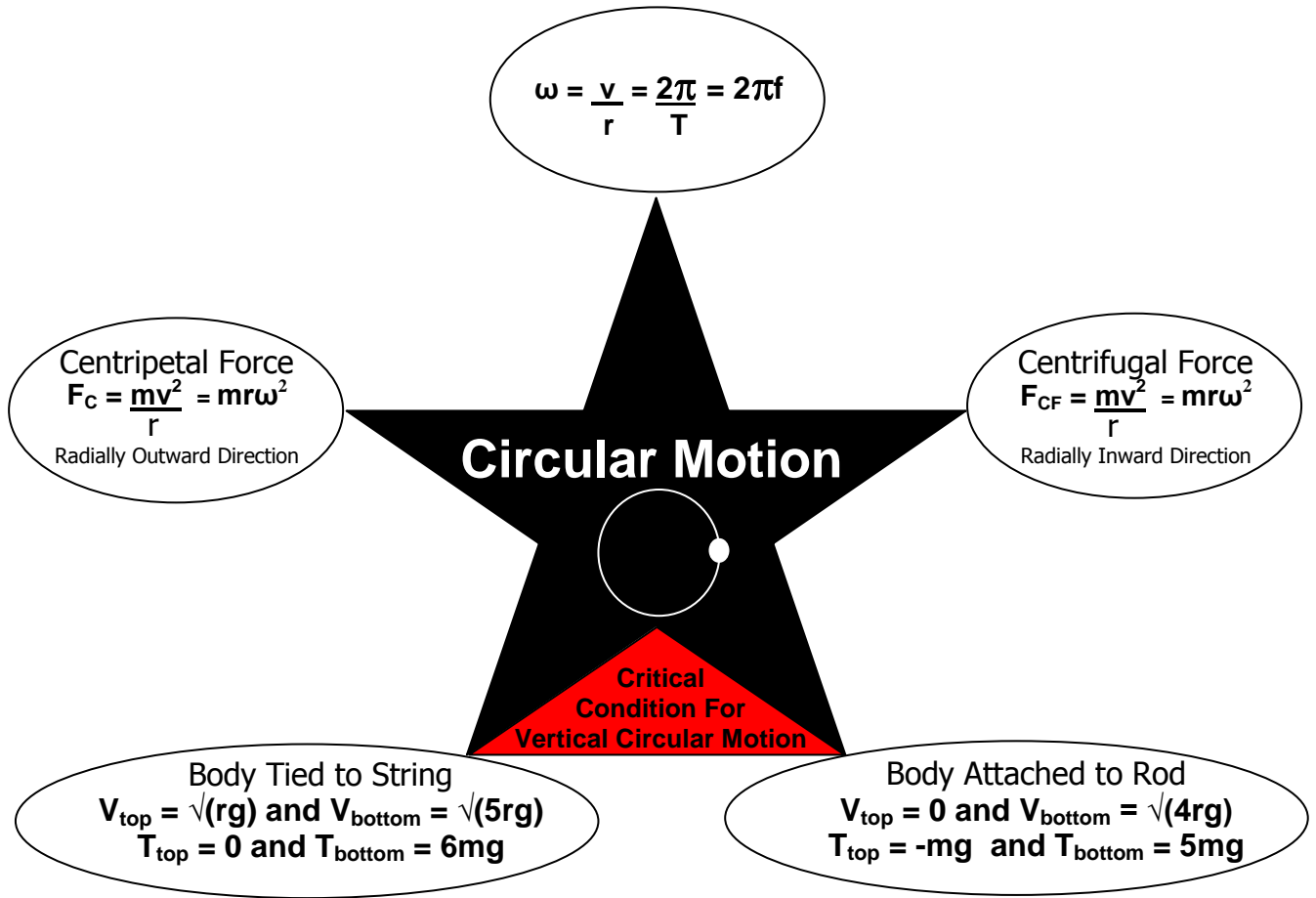
$$F_{\text{Centrifugal}} = \frac{mv^2}{r} = mr\omega^2 \quad (\text{Directed in radially outward direction})$$

CENTRIFUGE

It is an apparatus used to separate cream from milk. It works on the principle of centrifugal force. It is a cylindrical vessel rotating with high angular velocity about its central axis. When this vessel contains milk and rotates with high angular velocity all the particles of milk start moving with the same angular velocity and start experiencing centrifugal force $F_{\text{Centrifugal}} = mr\omega^2$ in radially outward direction. Since centrifugal force is directly proportional to the mass of the particles, massive particles of milk on experiencing greater centrifugal force start depositing on the outer edge of the vessel and lighter cream particles on experiencing smaller centrifugal force are collected near the axis from where they are separated apart.



MEMORY MAP



Critical Condition of Vertical Circular MOTion

Very Short Answer Type 1 Mark Questions

1. Is net force needed to keep a body moving with uniform velocity?
2. Is Newton's 2nd law ($F = ma$) always valid. Give an example in support of your answer?
3. Action and reaction forces do not balance each other. Why?
4. Can a body remain in state of rest if more than one force is acting upon it?
5. Is the centripetal force acting on a body performing uniform circular motion always constant?
6. The string is holding the maximum possible weight that it could withstand. What will happen to the string if the body suspended by it starts moving on a horizontal circular path and the string starts generating a cone?
7. What is the reaction force of the weight of a book placed on the table?
8. What is the maximum acceleration of a vehicle on the horizontal road? Given that coefficient of static friction between the road and the tyres of the vehicle is μ .
9. Why guns are provided with the shoulder support?
10. While paddling a bicycle what are the types of friction acting on rear wheels and in which direction?

Answer

1. No.
2. It is valid in an inertial frame of reference. In non-inertial frame of reference (such as a car moving along a circular path), Newton's 2nd law doesn't hold apparently.
3. Since they are acting on different bodies.
4. Yes, if all the forces acting on it are in equilibrium.
5. No, only its magnitude remains constant but its direction continuously goes on changing.
6. It will break because tension in the string increases as soon as the body starts moving.
7. The force with which the book attracts the earth towards it.
8. $a_{\max} = fs(\max)/m = \mu N/m = \mu mg/m = \mu g$.
9. So that the recoil of gun may be reduced by providing support to the gun by the shoulders.
10. Static friction in forward direction and rolling friction in backward direction.

Short Answer Type 2 Marks Questions

1. Explain why the water doesn't fall even at the top of the circle when the bucket full of water is upside down rotating in a vertical circle?
2. The displacement of a particle of mass 1kg is described by $s = 2t + 3t^2$. Find the force acting on particle? $(F = 6N)$
3. A particle of mass 0.3 kg is subjected to a force of $F = -kx$ with $k = 15 \text{ Nm}^{-1}$. What will be its initial acceleration if it is released from a point 10 cm away from the origin? $(a = -5 \text{ ms}^{-2})$
4. Three forces F_1 , F_2 and F_3 are acting on the particle of mass m which is stationary. If F_1 is removed, what will be the acceleration of particle? $(a = F_1/m)$

5. A spring balance is attached to the ceiling of a lift. When the lift is at rest spring balance reads 50 kg of a body hanging on it. What will be the reading of the balance if the lift moves :-

(i) Vertically downward with an acceleration of 5 ms^{-2}

(ii) Vertically upward with an acceleration of 5 ms^{-2}

(iii) Vertically upward with a constant velocity.

Take $g = 10 \text{ m/s}^2$.

[(i) 25kgf, (ii) 75kgf, (iii) 50kgf]

6. Is larger surface area brake on a bicycle wheel more effective than small surface area brake? Explain?

7. Calculate the impulse necessary to stop a 1500 kg car moving at a speed of 25 ms^{-1} ? (-37500 N-s)

8. Give the magnitude and directions of the net force acting on a rain drop falling freely with a constant speed of 5 m/s ? ($F_{\text{net}} = 0$)

9. A block of mass .5kg rests on a smooth horizontal table. What steady force is required to give the block a velocity of 2 m/s in 4 s ? ($F = .25 \text{ N}$)

10. Calculate the force required to move a train of 200 quintal up on an incline plane of 1 in 50 with an acceleration of 2 ms^{-2} . The force of friction per quintal is 0.5 N ? ($F = 44100 \text{ N}$)

Short Answer Type 3 Marks Questions

1. A bullet of mass 0.02 kg is moving with a speed of $10 \text{ m}^{-1} \text{ s}$. It penetrates 10 cm of a wooden block before coming to rest. If the thickness of the target is reduced to 6 cm only find the KE of the bullet when it comes out? (Ans : 0.4 J)

2. A man pulls a lawn roller with a force of F . If he applies the force at some angle with the ground. Find the minimum force required to pull the roller if coefficient of static friction between the ground and the roller is μ ?

3. A ball bounces to 80% of its original height. Calculate the change in momentum?

4. A pendulum bob of mass 0.1 kg is suspended by a string of 1 m long. The bob is displaced so that the string becomes horizontal and released. Find its kinetic energy when the string makes an angle of (i) 0° , (ii) 30° , (iii) 60° with the vertical?

5. The velocity of a particle moving along a circle of radius R depends on the distance covered s as $F = 2\alpha s$ where α is constant. Find the force acting on the particle as a function of s ?

6. A block is projected horizontally on rough horizontal floor with initial velocity u . The coefficient of kinetic friction between the block and the floor is μ . Find the distance travelled by the body before coming to rest?

7. A locomotive of mass m starts moving so that its velocity v changes according to $v = \sqrt{\alpha s}$, where α is constant and s is distance covered. Find the force acting on the body after time t ?

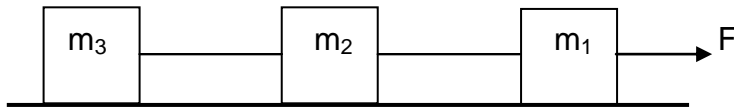
8. Derive an expression for the centripetal force?

9. Find the maximum value of angle of friction and prove that it is equal to the angle of repose?

10. State and prove Lami's theorem?

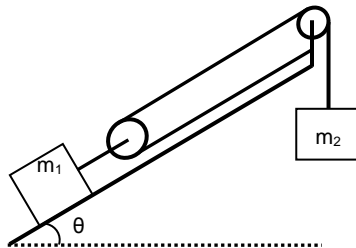
Long Answer Type 5 Marks Questions

1. Find the maximum and minimum velocity of a vehicle of mass m on a banked road of banking angle θ , if coefficient of static friction of the wheels of vehicle with the road is μ ?
2. Find the maximum and minimum force applied parallel up the incline on a block of mass m placed on it if angle of inclination is θ and coefficient of static friction with the block is μ so that the block remains at rest?
3. Prove that in case of vertical circular motion circular motion of a body tied to a string velocities at topmost and lowermost point be \sqrt{rg} and $\sqrt{5rg}$ respectively and tensions in the strings be 0 and $6mg$ respectively?
4. Find the maximum horizontal velocity that must be imparted to a body placed on the top of a smooth sphere of radius r so that it may not loose contact? If the same body is imparted half the velocity obtained in the first part then find the angular displacement of the body over the smooth sphere when it just loses contact with it?
5. Find the acceleration of the blocks and the tension in the strings?




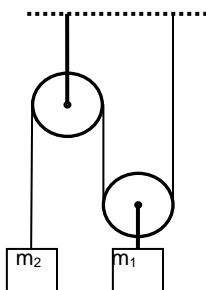
Some Intellectual Stuff

1. Find the acceleration of the blocks m_1 and m_2 . All the surfaces are smooth and string and pulley are light? Also find the net force on the clamped pulley?



2. A body of mass m explodes into three fragments of with masses in the ratio 2:2:6. If the two similar masses move of perpendicular to each other with the speed of 10m/s each, find the velocity of the third particle and its direction relative to the two other bodies?
3. A mass of 5 kg is suspended by a rope of length 2m from the ceiling. A horizontal force of 50 N is applied at the mid point P of the rope? Calculate the angle that the rope makes with the vertical and the tension in the part of the rope between the point of suspension and point P ?. Neglect the mass of the rope. ($g = 10\text{ms}^{-2}$)
4. A body moving inside a smooth vertical circular track is imparted a velocity of $\sqrt{4rg}$ at the lowermost point. Find its position where it just loses contact with the track?

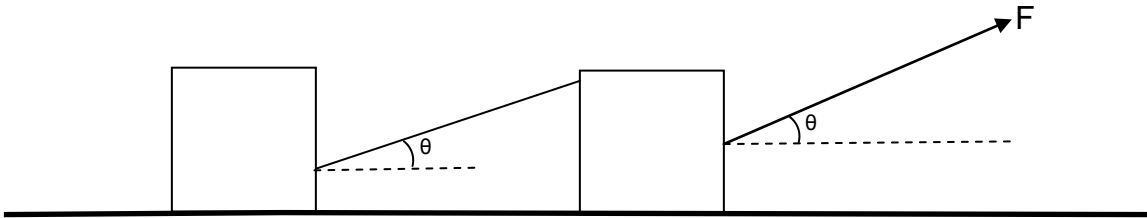
5.



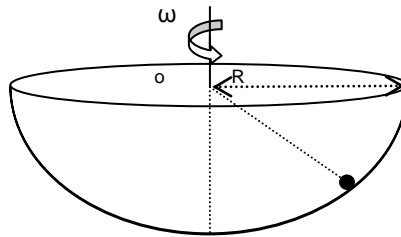
Find in both the cases

(i) Acceleration of the two blocks. (ii) Tension in the clamp holding the fixed pulley?

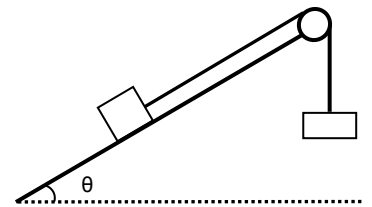
6. Mass of both the blocks is m and coefficient of kinetic friction with the ground is μ . Find the acceleration of the two blocks and tension in the string attached between the two blocks?



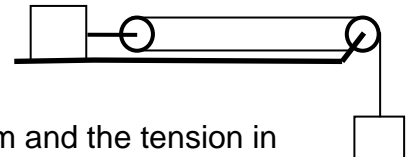
7. A small sphere of mass m is placed in a hemispherical bowl of radius R . Bowl is rotated with angular velocity ω . Find the angle made by the radius of the bowl passing through the sphere with the vertical when the sphere starts rotating with the bowl?



8. Mass of both the blocks is m find net force on the pulley?



9. Mass of both the blocks is m find acceleration of both the blocks and net force on the clamp holding the fixed pulley?



10. Mass of both the blocks is m find acceleration of the system and the tension in the rod?

